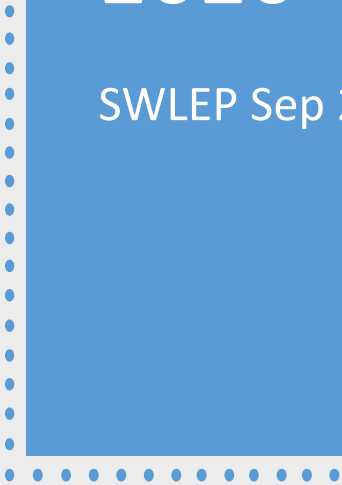





# Labour Market Intelligence - July & August 2020

SWLEP Sep 2020



# Intelligence reports are an important part of the Swindon and Wiltshire Skills Plan

## PRIORITY 1: ADDRESS SKILLS SUPPLY AND DEMAND IMBALANCE



### Intelligence

- Improve use of skills and labour market intelligence



### Apprenticeships

- Achieve a step change in take-up and achievement of apprenticeships



### Higher Education

- Meet the demand for high skill jobs, in particular those requiring STEM skills

## PRIORITY 2: ENSURE INCLUSIVE GROWTH



### Aspirations & Employability

- Raise aspirations and improve employability of under-represented groups



### Employee Health

- Promote programmes to improve physical and mental health of employees



# Contents

Swindon and Wiltshire Skills Plan

Online Job & Apprenticeship Postings

Unemployment Data

Claimant Counts

Job Retention (CJRS) & Self-Employment Support (SEISS)

HR1 Data



# What data do we have available



*Business Register Employment Survey (BRES)*  
*Workforce Jobs Series (WJS)*  
*Annual Survey of Hours and Earnings (ASHE)*  
*Labour Force Survey (LFS)*  
*Annual Population Survey (APS)*  
*Mid-Year Population Estimates*



Job postings: 800,000 – 1m postings harvested per month  
Normalised job titles connected through Emsi taxonomy to occupations (SOC)  
Skills data: hard and soft; current and longitudinal (4 years)  
Employers identified



LabourInsight

real-time LMI, with historic job postings since 2012

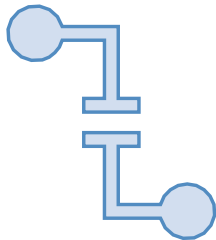
40,000 data sources; extracting 70 different data points from job ads

View the actual job advert/posting that all reports and data is based on

salaries against government data




# Analysis based on online job postings data should be treated with care



## Key characteristics of the job postings data:

- Real-time data, e.g. on 1 June, showing data up to 31 May
- Indicative, providing a sample of jobs
- More qualitative, providing 'colour and context'
- Rich detail, incl. job titles, locations, employers, skills – anything that's available in a job advert



## Therefore:

- Treat with extreme caution
- Use as a starting point to identify potential trends
- Find other data sources to corroborate



# Contents

Swindon and Wiltshire Skills Plan

Online Job & Apprenticeship Postings

Unemployment Data

Claimant Counts

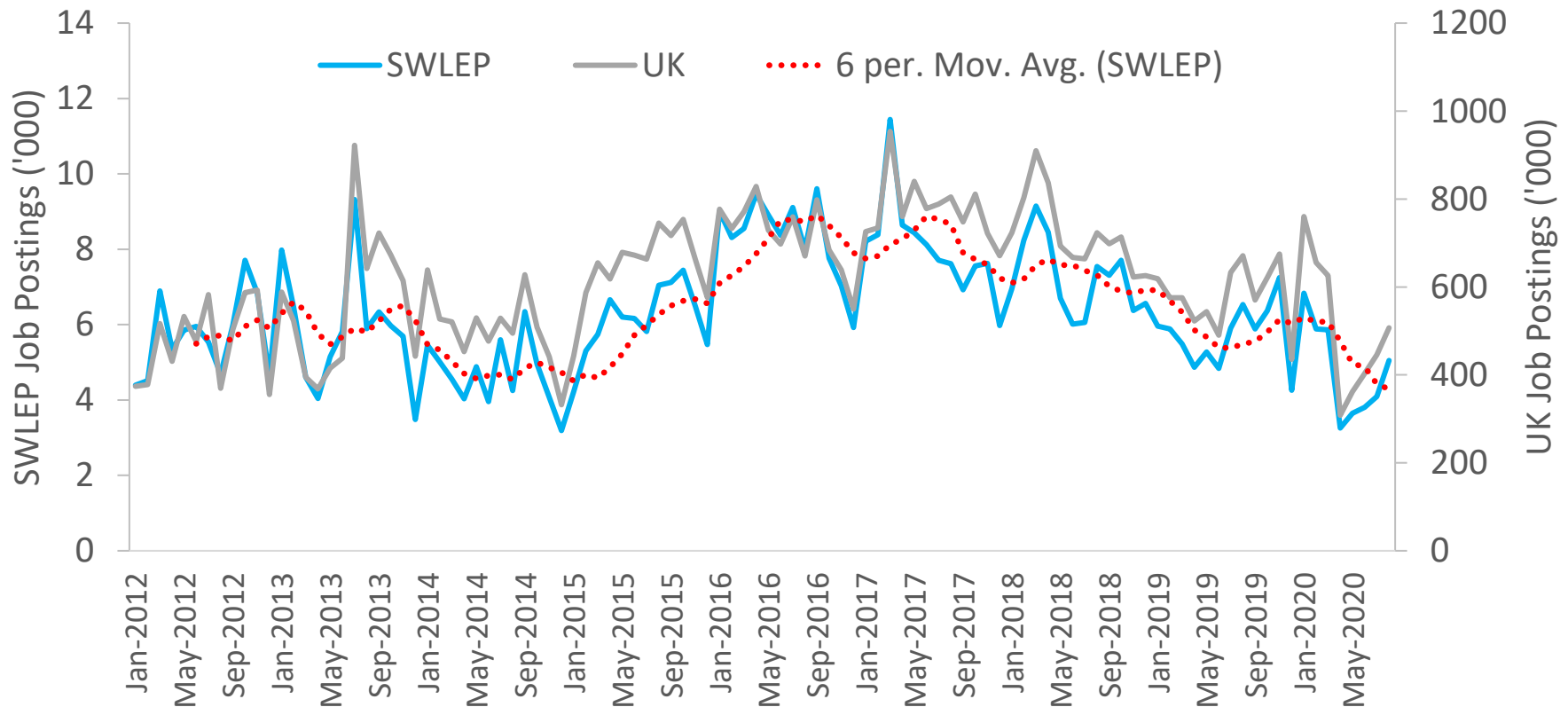
Job Retention (CJRS) & Self-Employment Support (SEISS)

HR1 Data



# The job postings continue to rise – SWLEP recorded largest monthly increase since Mar

UK vs. SWLEP Job Postings, Jan 2012 - Aug 2020




# Little change in occupations, industries or towns behind declines or increases



## Occupations

- Growing: Caregiver / Personal Care Aide, Care assistant, Registered General Nurse (RGN)
- Shrinking: Customer Service Representative, Office / Administrative Assistant, Project Manager, Account Manager / Representative, Chef



## Industries

- Growing: Social work w/o accommodation, Residential care activities, Human health, Primary education, Specialist medical practice activities
- Shrinking: General public administration, Building societies, Hotels, Manufacturing, Book publishing, Restaurants, Head office activities



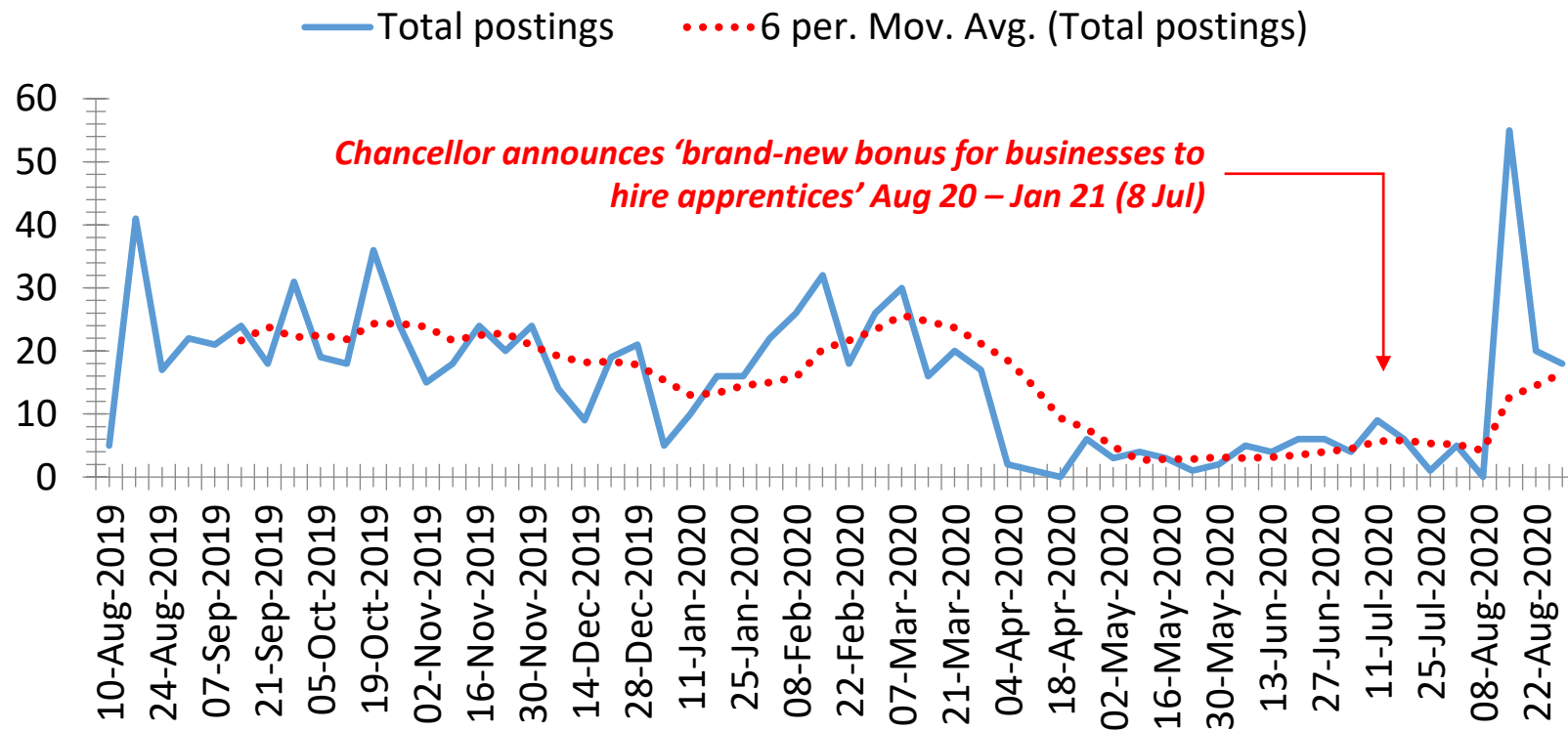
## Towns

- Swindon and Malmesbury seeing greatest YoY decreased in Jul & Aug
- Corsham and Trowbridge reporting largest YoY increases in Jul & Aug



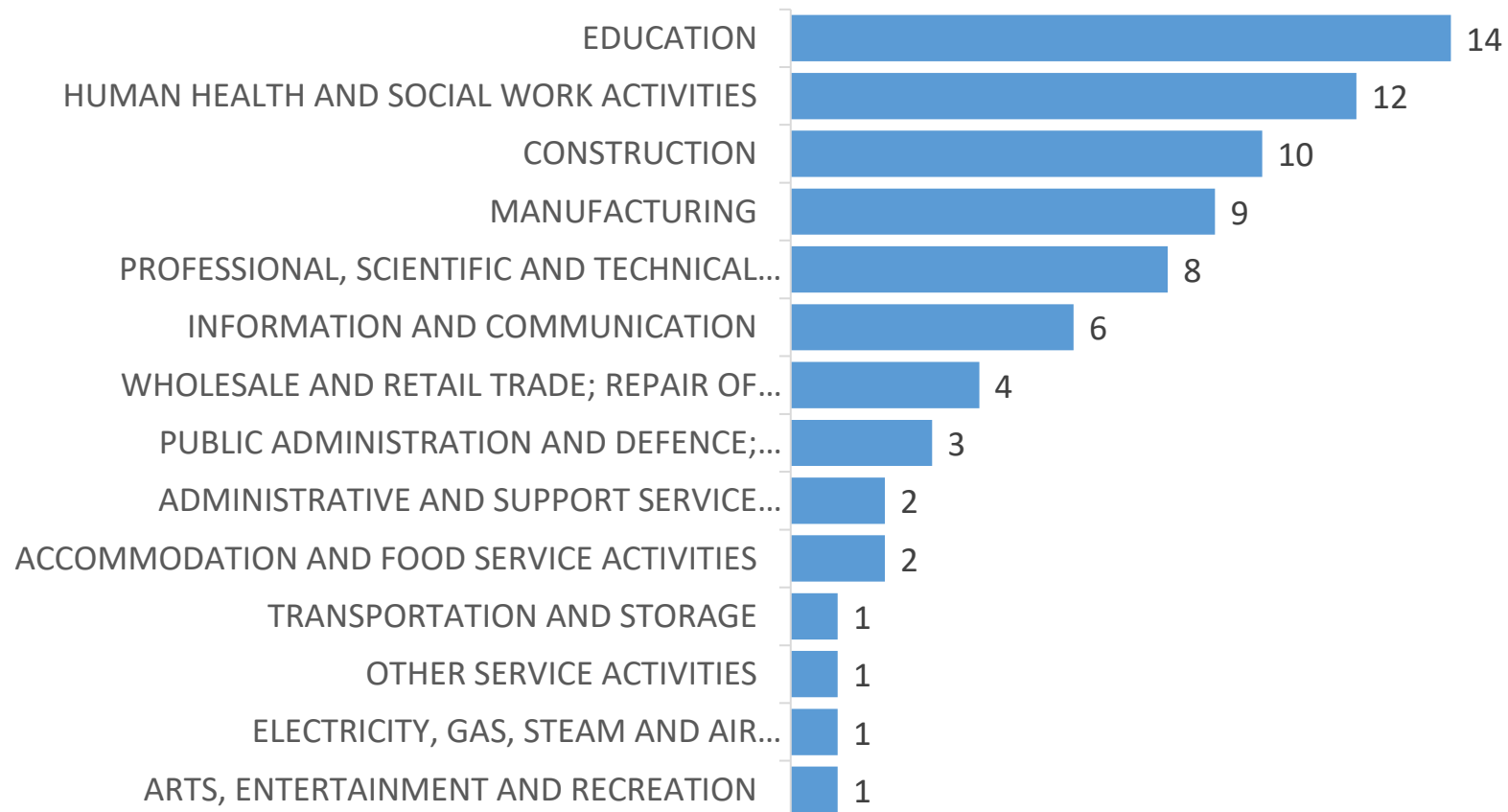
# Apprenticeship vacancies show considerable uplift in Aug, in line with national average

SWLEP Apprenticeship Job Postings, Jul 2019 - Jul 2020



# SWLEP Aug increase driven by Education, Health, Construction and Manufacturing

SWLEP Apprenticeship Postings by Industry, Aug 2020



# Contents

Swindon and Wiltshire Skills Plan

Online Job & Apprenticeship Postings

- How are we using this data?

Claimant Counts

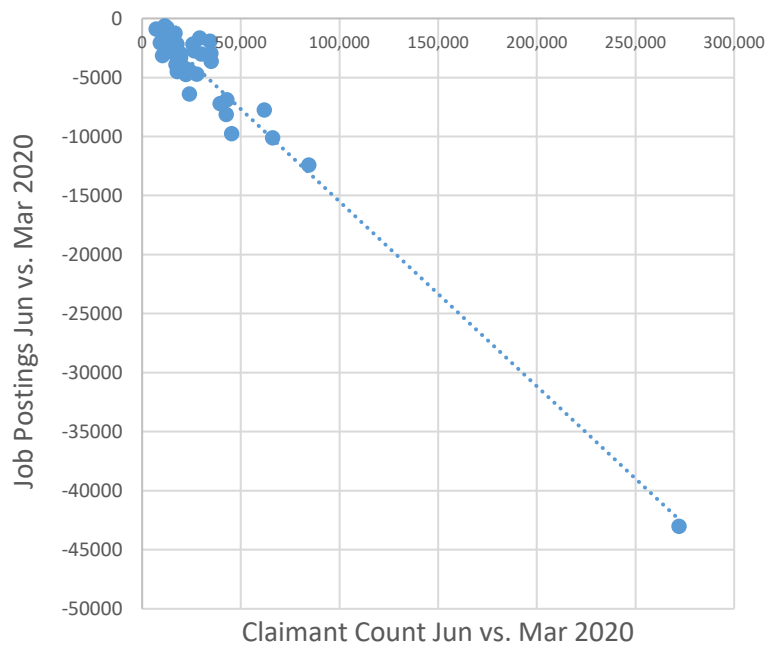
Job Retention (CJRS) & Self-Employment Support (SEISS)

HR1 Data

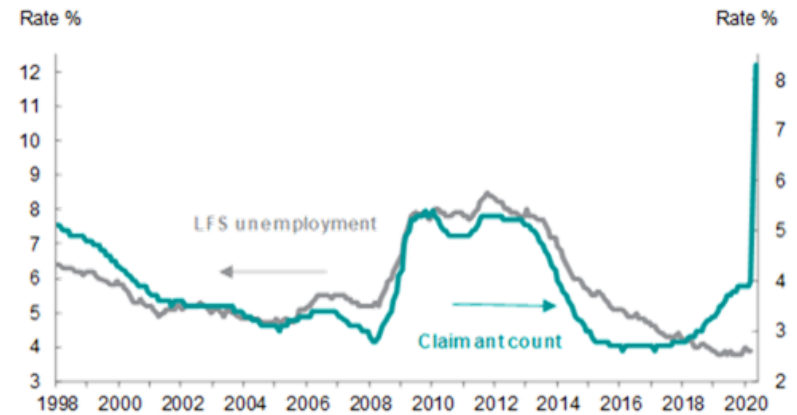


# Using vacancies to anticipate unemployment shifts and inform our early responses

Change in Claimant Count vs. Change in Job Postings, June vs. March 2020, by LEP



UK Claimant Count vs. Unemployment rate

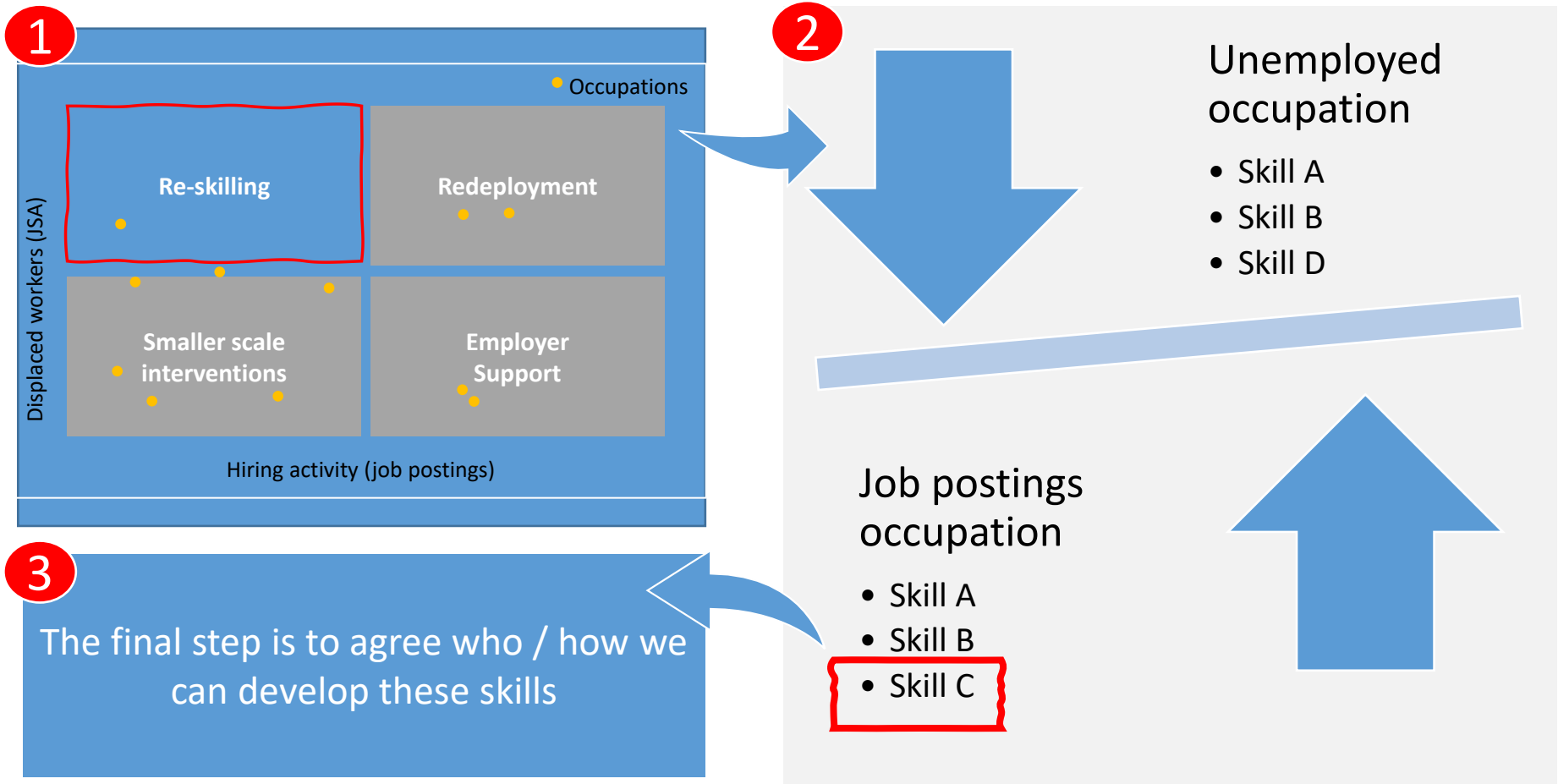


Source: IHS Markit ONS.

- Unemployment ILO official definition: individuals without a job actively seeking employment in the last 4 weeks
- Data challenged: Government interventions, economic inactivity, time lag



# Using online job postings data to make reskilling more efficient



# Contents

Swindon and Wiltshire Skills Plan

Online Job Postings

Unemployment Data

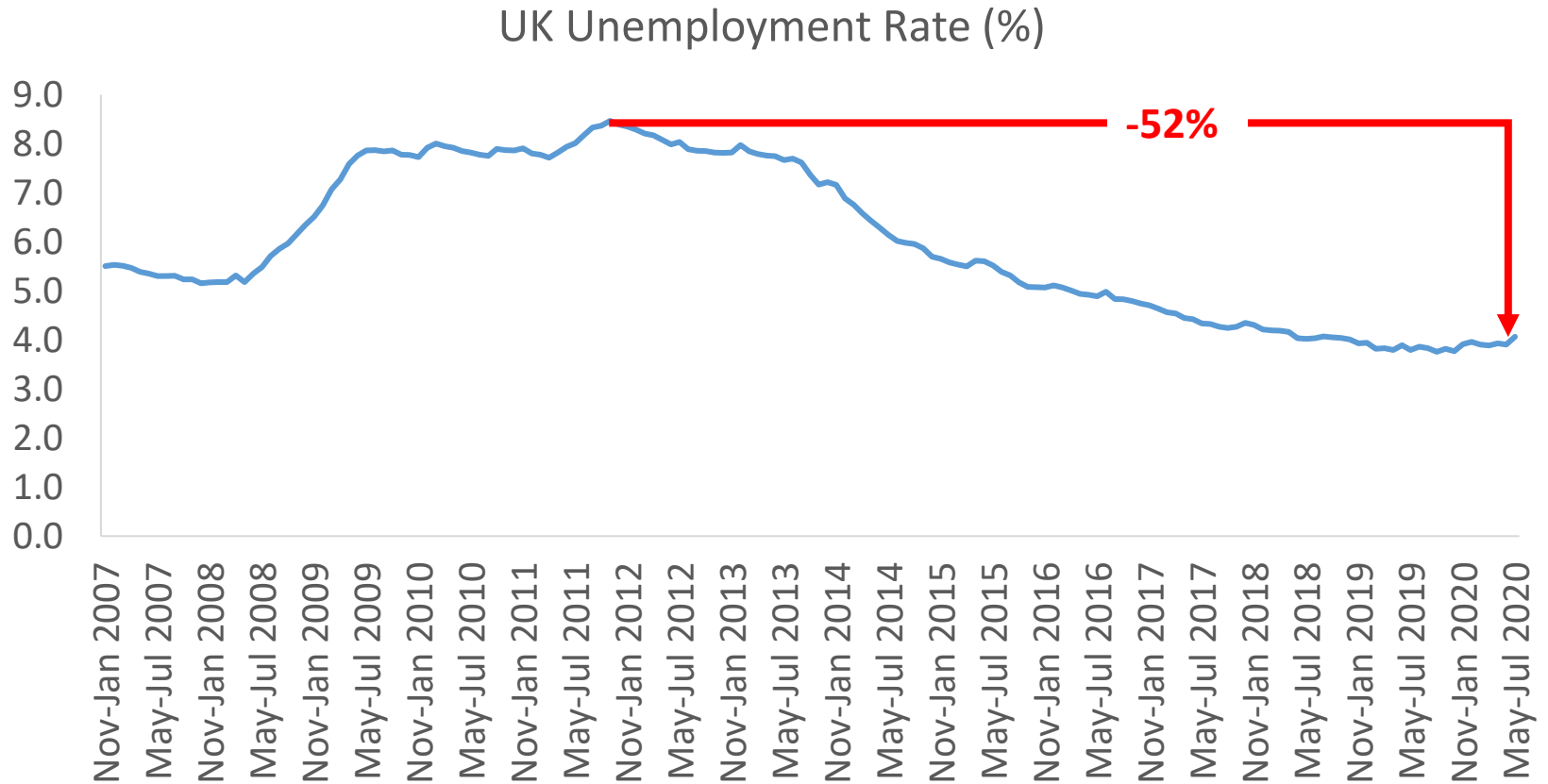
Claimant Counts

Job Retention (CJRS) & Self-Employment Support (SEISS)

HR1 Data

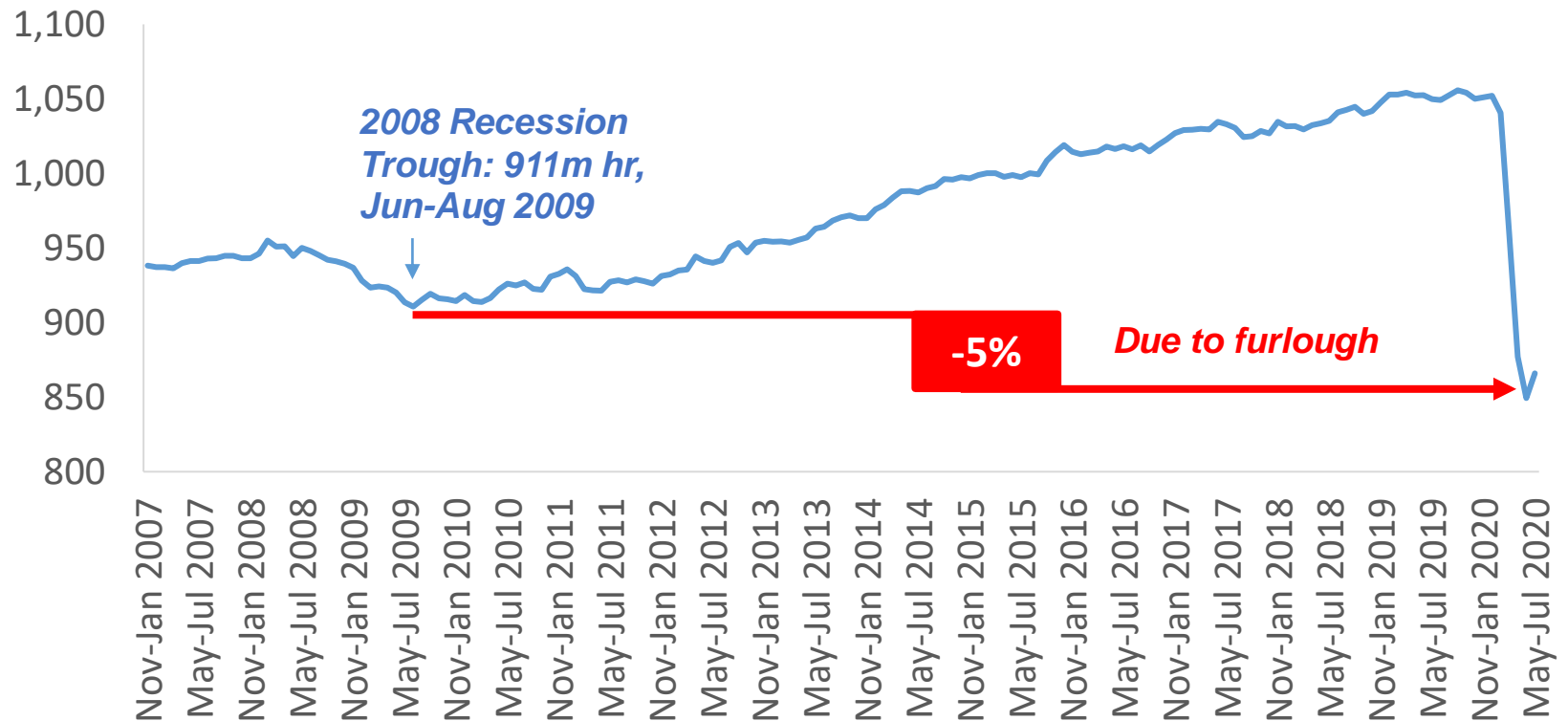


# UK unemployment started to increase, but still half of the 2008 recession peak



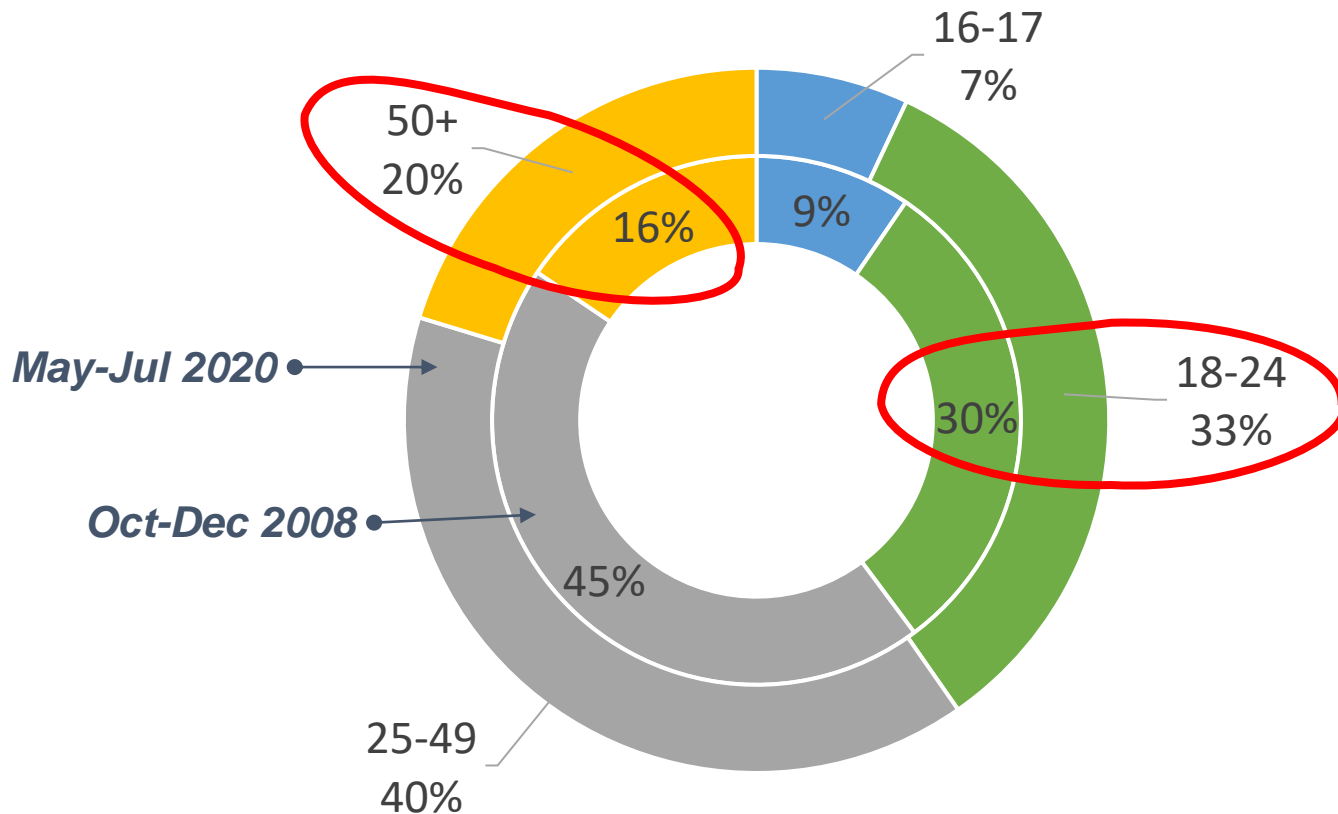
# Hours worked, however, are already 5% below the 2008 recession trough

UK Total Weekly Hours Worked (millions)



# Oldest and youngest more affected than at the beginning of 2008 recession

Unemployed by Age Group (% Total)



# Contents

Swindon and Wiltshire Skills Plan

Online Job Postings

Unemployment Data

Claimant Counts

Job Retention (CJRS) & Self-Employment Support (SEISS)

HR1 Data



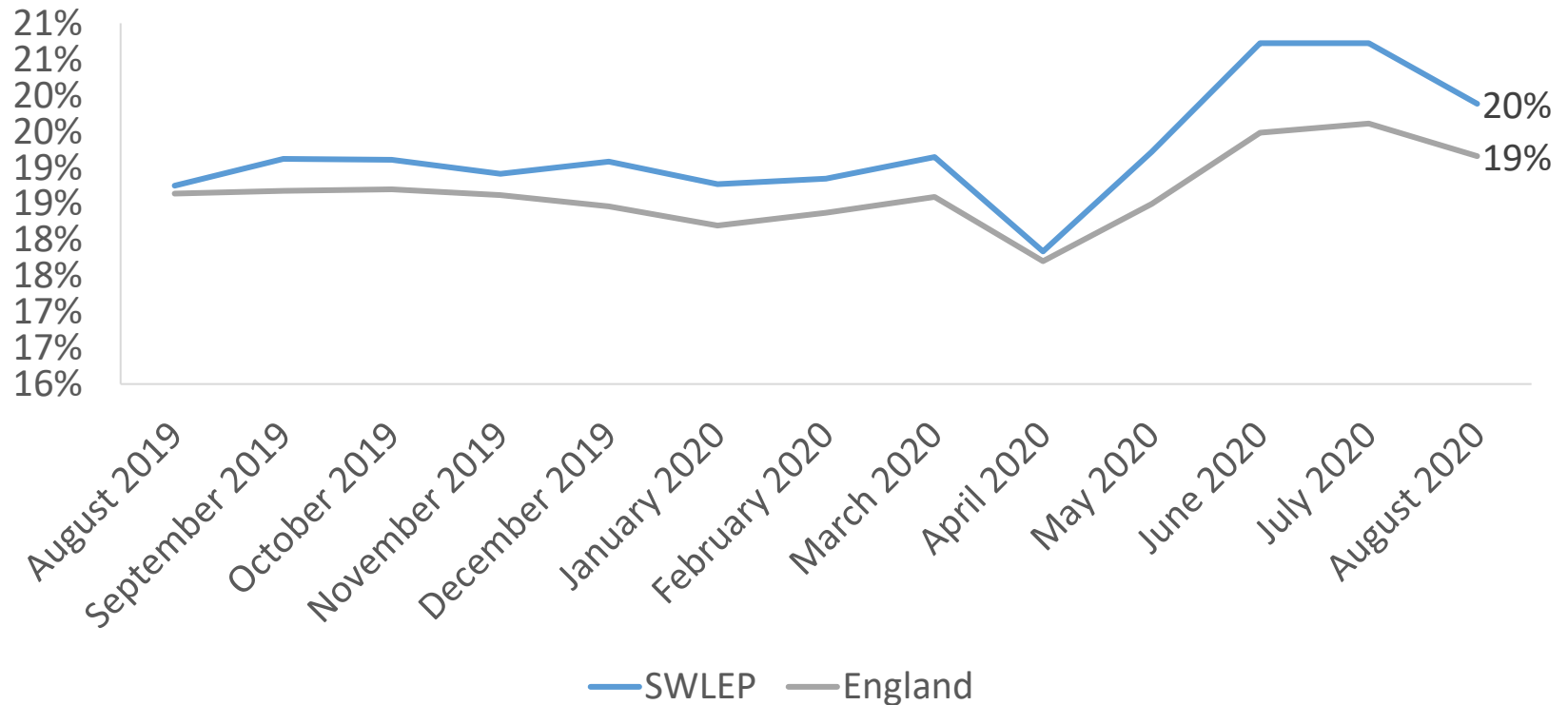
# SWLEP still reporting lower proportion of claimants than the England average...

Claimant Count (% Residents Aged 16-64), SWLEP vs. England



...however, 18-24-year olds in SWLEP have been more affected than in England overall

Claimant Count Aged 18-24 (% Total), SWLEP vs. England



# Contents

Swindon and Wiltshire Skills Plan

Online Job Postings

Unemployment Data

Claimant Counts

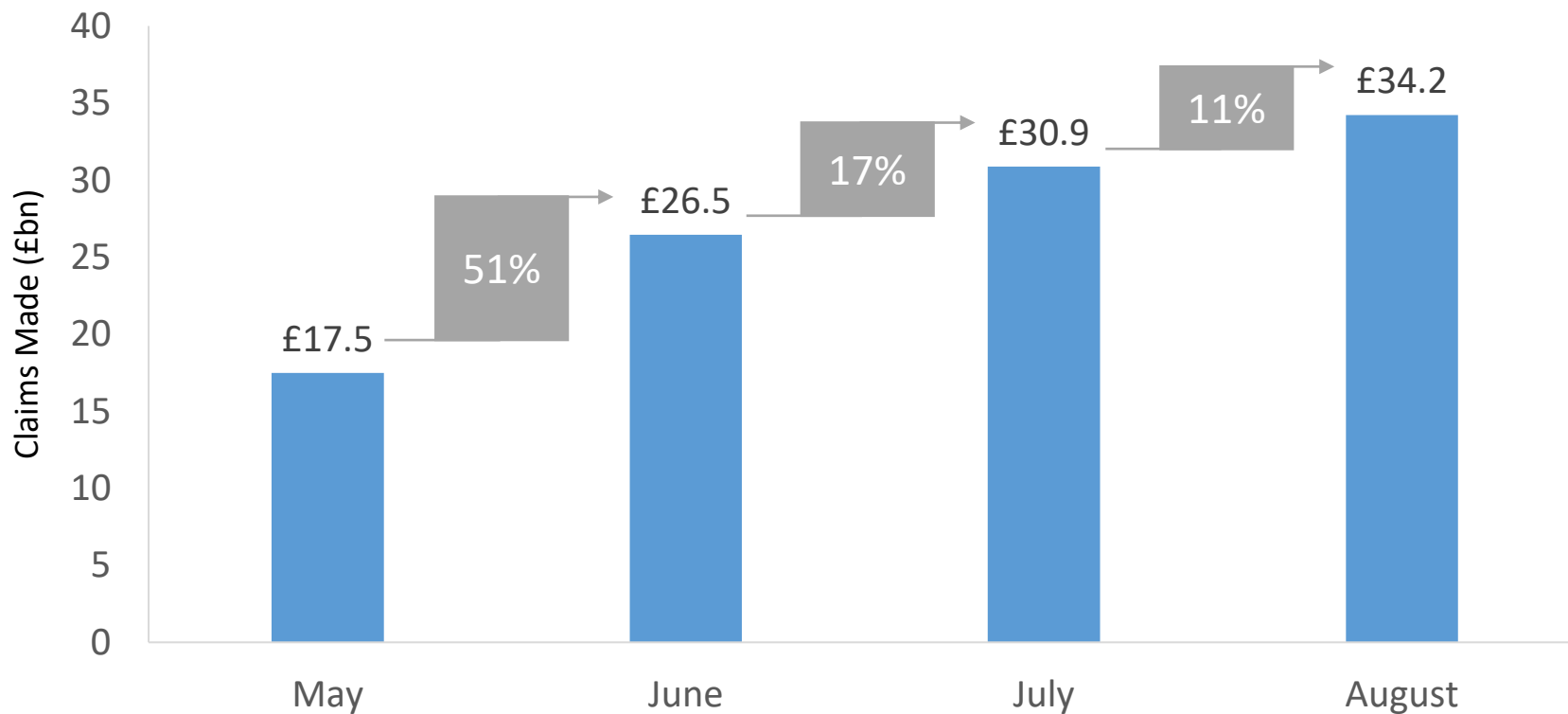
Job Retention (CJRS) & Self-Employment Support (SEISS)

HR1 Data

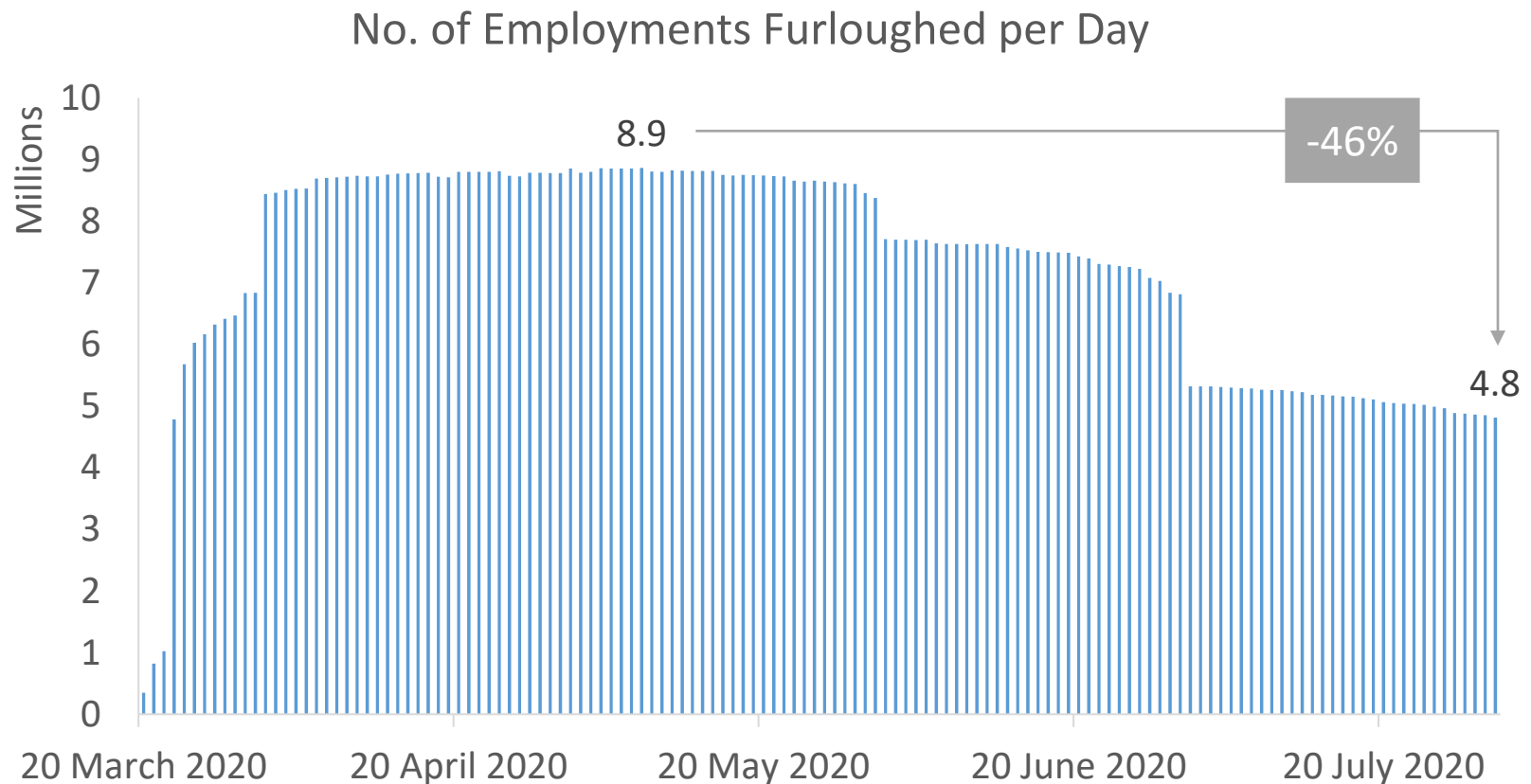


# The value of CJRS claims continued to increase, but at a slower rate

CJRS Value of Claims Made (£bn)



However, the daily number of employments furloughed peaked in early May at 8.9m



# Key themes continue



Scheme take-up rate increased slightly in Jul across the sectors, with Accommodation, Arts, Construction and Trade Unions highest



Smaller firms continuing to report higher rates, <20 employees over 50% take-up vs. >250 staff 21%



Younger people more affected, 16-18 year olds over 50% take-up vs. 35-60 year olds with <30% take-up



For CJRS Swindon (31%) and Wiltshire (28%) both below national average (32%) in Jul



For self-employed scheme (SEISS), 2m people (2.7m in Jul), of which 1.7m were in England, claimed £5.1bn by the end of Aug (£7.8bn in Jul)  
Swindon at 62% (78%) and Wiltshire at 53% (73%) below the national average at 68% (76%); 2<sup>nd</sup> phase closes on 19 Oct



Continue to monitor as the schemes wind down in October



# Contents

Swindon and Wiltshire Skills Plan

Online Job Postings

Unemployment Data

Claimant Counts

Job Retention (CJRS) & Self-Employment Support (SEISS)

HR1 Data

Recap

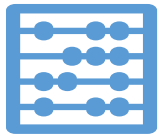


# Recap



## *Job & apprenticeship postings*

- Month on month increases that started in May continued to to Aug
- *Apprenticeships* showing especially strong **growth** in Aug



## *Claimant figures*

- SWLEP better than England overall, but **worse for 16-24-year olds** increase in July



## *Unemployment*

- Nationally, **unemployment increasing**, but still half of 2008 recession peak
- **SW unemployment and inactivity rates** better than England's, but **worsening faster**



## *Coronavirus Job Retention Scheme (CJRS) and Self-Employment Income Support Scheme (SEISS)*

- The number of furloughed and the value of claims continued to climb, but slower
- All sectors and sizes of companies reported slight increases, however, the daily figure for furloughed peaked in early May and was at c. 50% below at the end of Jul
- Proportion of the self-employed on income support scheme in Swindon remained above the national average and in Wiltshire below the national average in Jul