


SWLEP Dashboard – Paper 5.2


Jan 2021



Focus today



Dashboard Aims - Recap



Dashboard Demonstration



Swindon & Wiltshire
LOCAL ENTERPRISE PARTNERSHIP

We have a clear set of criteria for our dashboard

- Monitors progress against our **strategy** and ensures we are fulfilling our organisational aims and those entrusted to us by the government
- Robust **source of information** for the local businesses, helping them and investors make informed decisions

Dual purpose



- Providing **swift** awareness of our performance
- **Simplifying** complex data
- Strong **visuals**
- **Progressive** use of APIs
- Offering **comprehensive** overview including **curated** external and internal data

Straightforward



- Concise **summary** not having too much info, so as not to create data overload, giving a feel of whether we are moving in the right direction
- Click-throughs to more **detail**, with dropdown menus offering comparisons

Concise and detailed



With five datasets across 4 sections



PROJECTS (RED/AMBER RED/ AMBER GREEN / GREEN)

- Aligned to LIS Foundations
- LGF Capital Projects

*No API – SPREADSHEET
TEMPLATE AGREED WITH CA*

*Bi-monthly
update*



SWLEP'S HEALTH

- Income & Expenditure (actual vs. budgeted vs. previous year)
- No. of businesses engaged (vs. previous year)

*API –
HUBSPOT
& XERO*

*Quarterly
update*



LMI

- Job / apprenticeships vacancies (EMSI)
- Top occupations & industries (EMSI)
- In-demand skills (EMSI)
- Claimant count (NOMIS)
- Disabled employment rate (NOMIS)
- NEET rates (ONS)

*API –
EMSI &
NOMIS*

*Quarterly
update*



INDIRECT PERFORMANCE INDICATORS

- Population no. (ONS)
- GVA (ONS)
- Import / export value (ONS)
- Business demography (ONS)
- Unemployment rate (ONS)
- Employment by industry (ONS)
- Number of businesses by size / industry (ONS)

*API –
NOMIS*


*Annual
update*



Focus today



Dashboard Aims - Recap



Dashboard Demonstration



Swindon & Wiltshire
LOCAL ENTERPRISE PARTNERSHIP