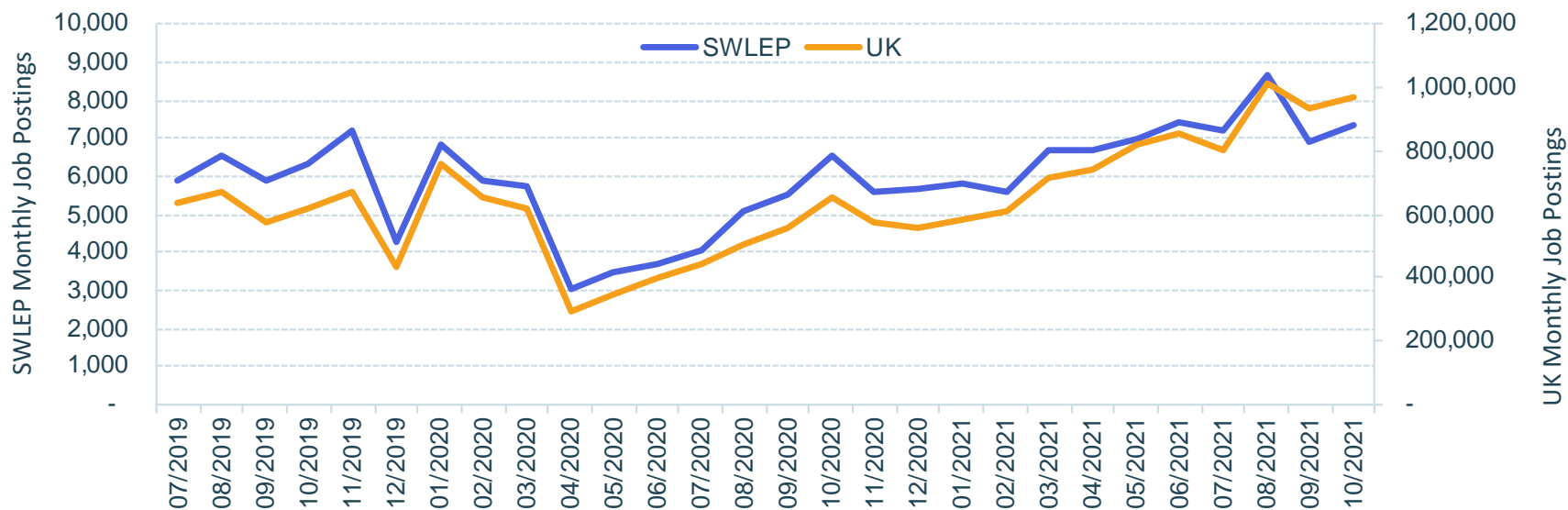


# SWLEP – November 2021 Labour Market Update

# Total Job Postings

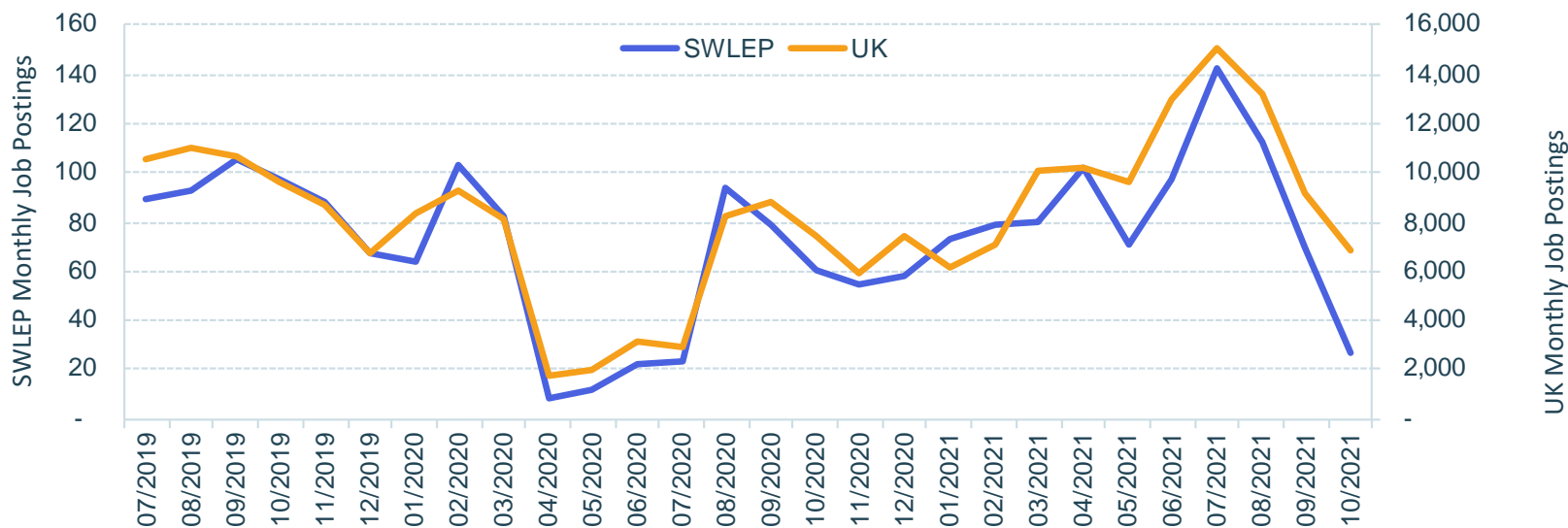
- SWLEP area job postings volumes grew in October 2021 compared to September 2021
- 7,372 job postings in October 2021, up 6.9% on September 2021. UK up by 3.8%



Source: Emsi Burning Glass Labour Insight (2021)

# Apprenticeship Job Postings

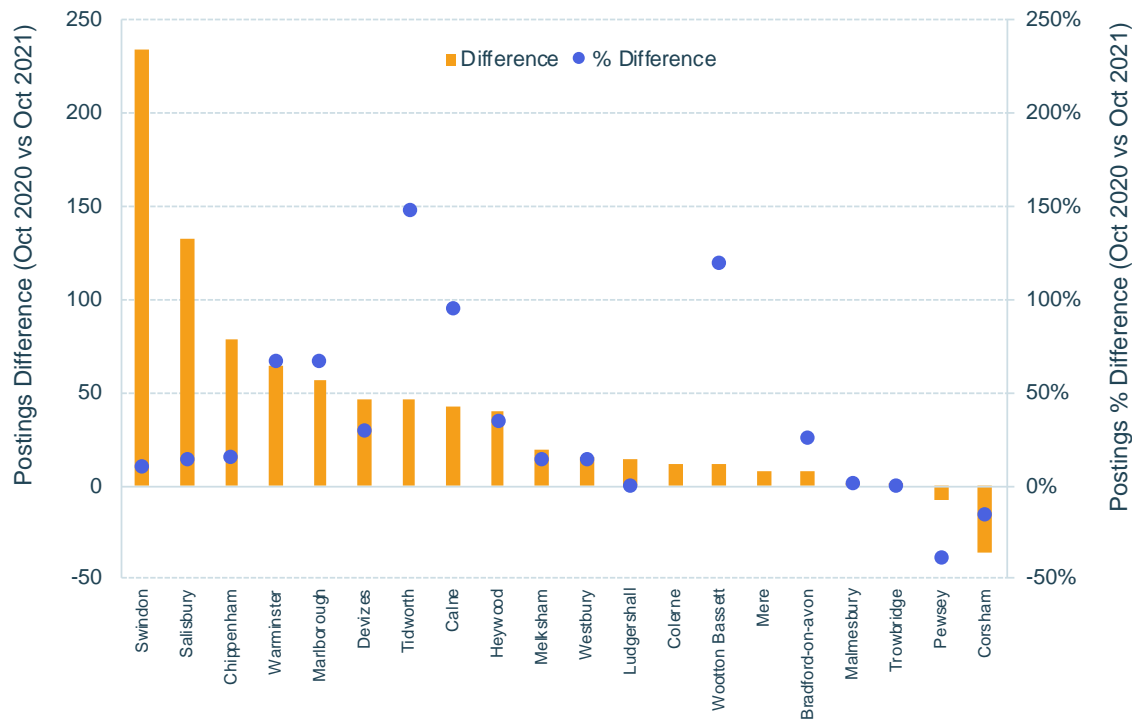
- 27 postings in the SWLEP area during October 2021. The volume continues to decline
- -61.4% decrease in the SWLEP area volume month-on-month. UK decrease -25.6%



Source: Emsi Burning Glass Labour Insight (2021)

# Postings by Settlement

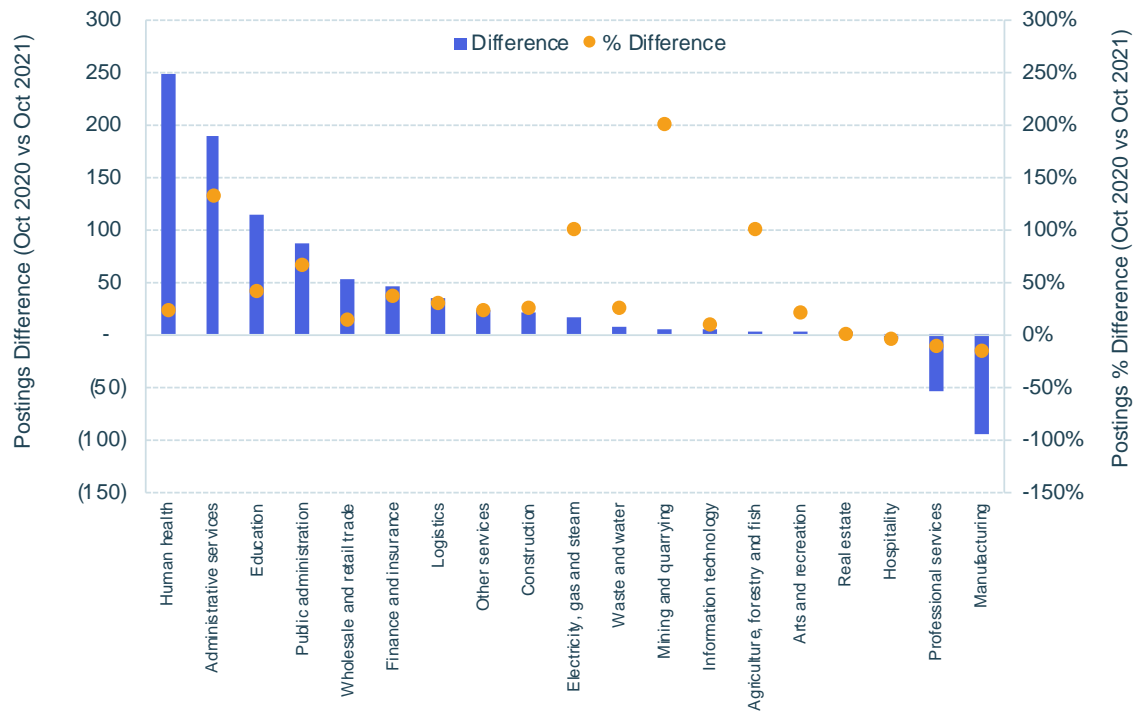
- Higher volumes of postings across all settlements in October 2021 versus October 2020
- Tidworth, Calne and Warminster made large percentage gains (148.4%, 95.5% and 67.4% respectively)
- Swindon, Salisbury and Chippenham made the largest numeric gains in postings



Source: Emsi Burning Glass Labour Insight (2021)

# Postings by Sector

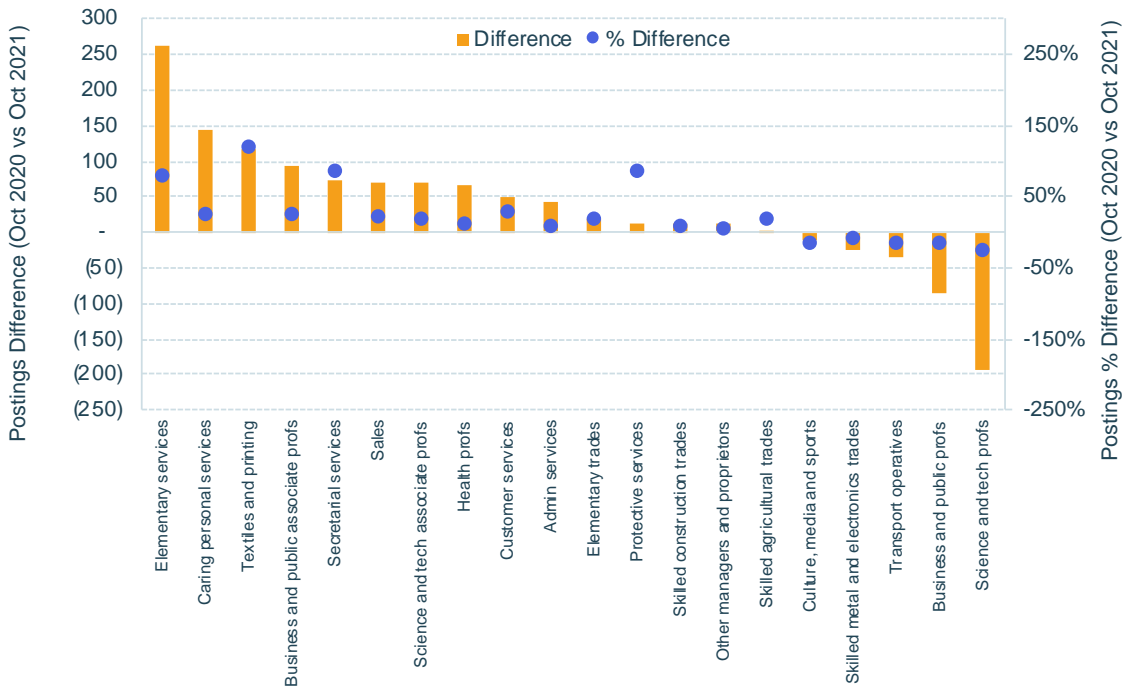
- Most sectors in the SWLEP area had higher postings in October 2021 compared to October 2020, indicating higher labour demand
- Sectors more commonly associated with the public sector (e.g. human health and public administration) made the largest absolute gains in postings
- Manufacturing and professional services had lower posting numbers



Source: Emsi Burning Glass Labour Insight (2021)

# Postings by Occupation

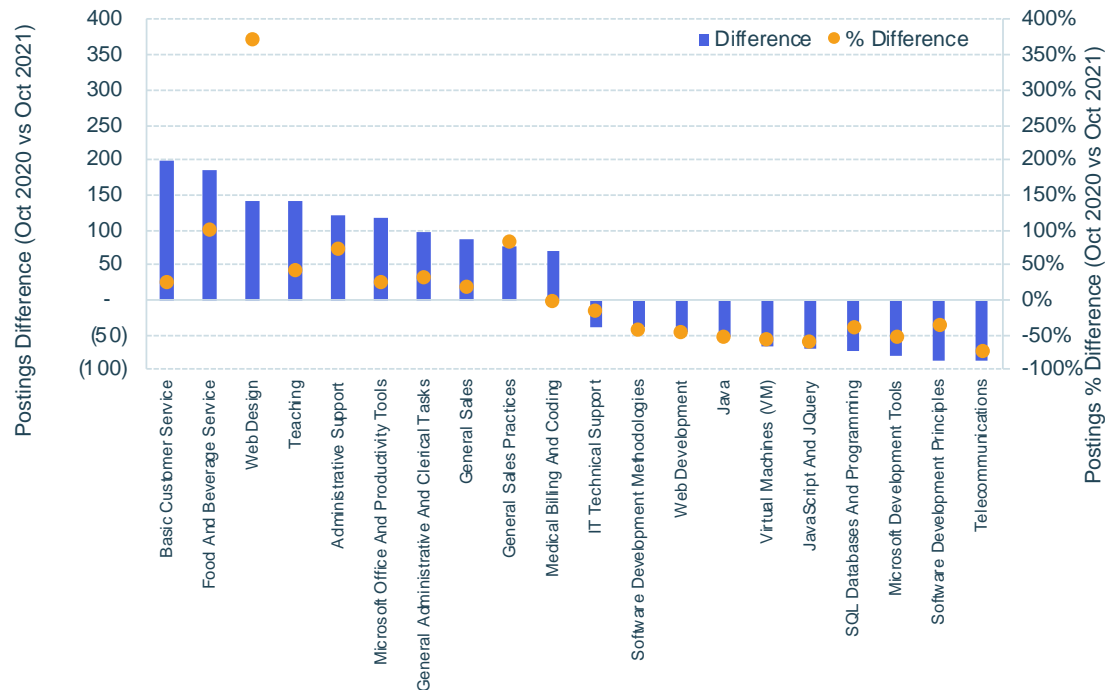
- All but five occupations in the SWLEP area had higher posting volumes in October 2021 versus October 2020
- Posting volumes increased the most for elementary occupations, caring occupations and textiles and printing trades (261, 146 and 118 respectively)
- The largest decreases were among professional occupations in areas such as science, research, technology, business and media



Source: Emsi Burning Glass Labour Insight (2021)

# Postings by Skills Cluster

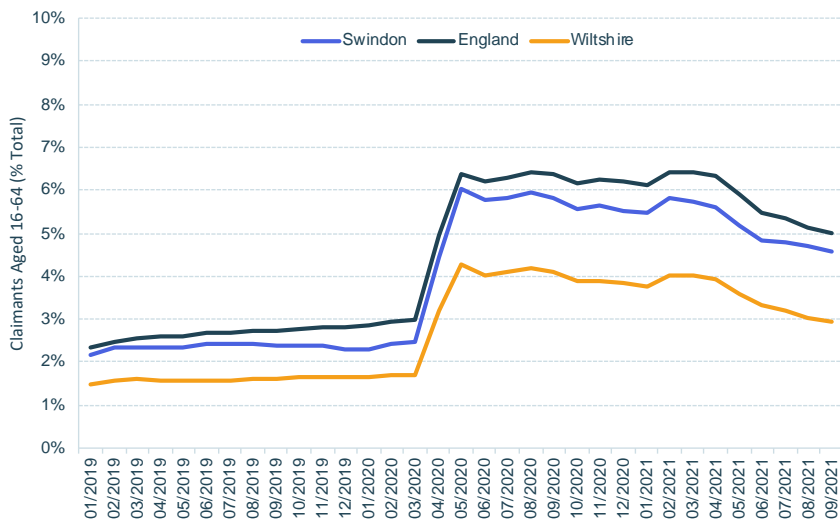
- Comparing the SWLEP area in October 2021 to October 2020, volumes increased in skills clusters linked to sales, administration, teaching and customer services
- The ten largest decreases in postings volumes were in information technology related skills clusters



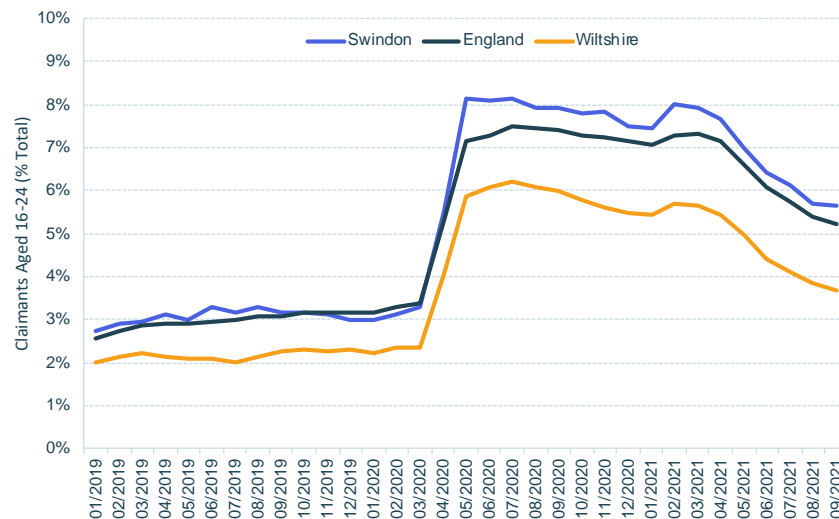
Source: Emsi Burning Glass Labour Insight (2021)

# Claimant Count

- Working-age claimants continued to decrease in Swindon and Wiltshire month-on-month, mirroring England. Both areas have a lower rate compared to England



- More residents aged 16-24 remain on benefits compared to the working-age population. Swindon continues to have a higher claimant rate

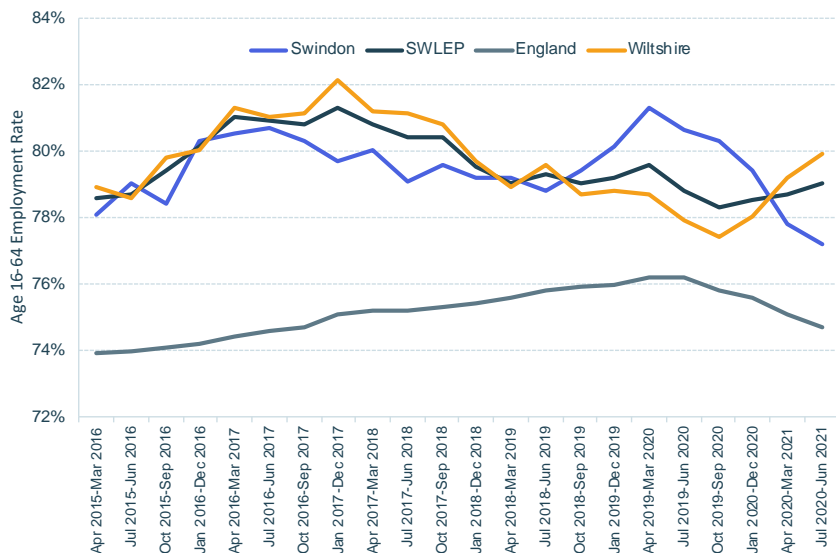


Source: ONS Claimant Count and Mid-Year Population Estimates (2021)

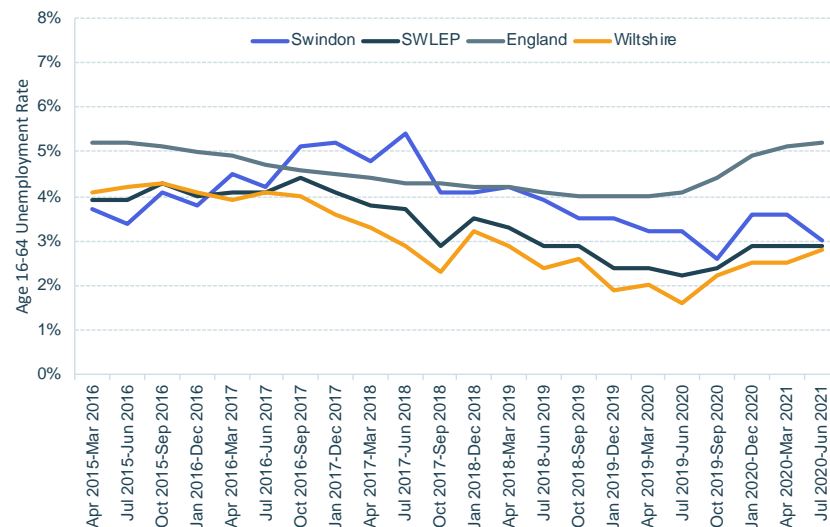


# Employment and Unemployment Rates

- The employment rate has increased recently in Wiltshire and the SWLEP area, while it has decreased in Swindon and England



- The rate of unemployment has remained stable in Swindon, Wiltshire and the SWLEP area, while it has steadily increased in England



Source: ONS Annual Population Survey (2021)

# Key Takeaways

- Overall labour demand continues to grow, indicating appetite for growth and recovery from the impacts of Covid-19
- Settlements in the SWLEP area continue to see increases in labour demand, with the highest proportional growth in smaller settlements
- Labour demand in most sectors is higher compared to the same-time last year, albeit demand is lower in a few (e.g. manufacturing)
- Labour demand has increased for occupations that could more typically be associated with general business tasks (e.g. sales occupations and administration) compared to October 2020
- Demand has decreased for some information technology skillsets, while demand for more generalist skillsets has grown
- Claimants on out-of-work benefits continue to decrease in number, with 16-24 age group continuing to have a higher claimant rate compared to the wider 16-64 age group
- Employment rates and unemployment rates in the SWLEP area differ to England, with the LEP area remaining stable and England experiencing increases in unemployment and decreases in employment

