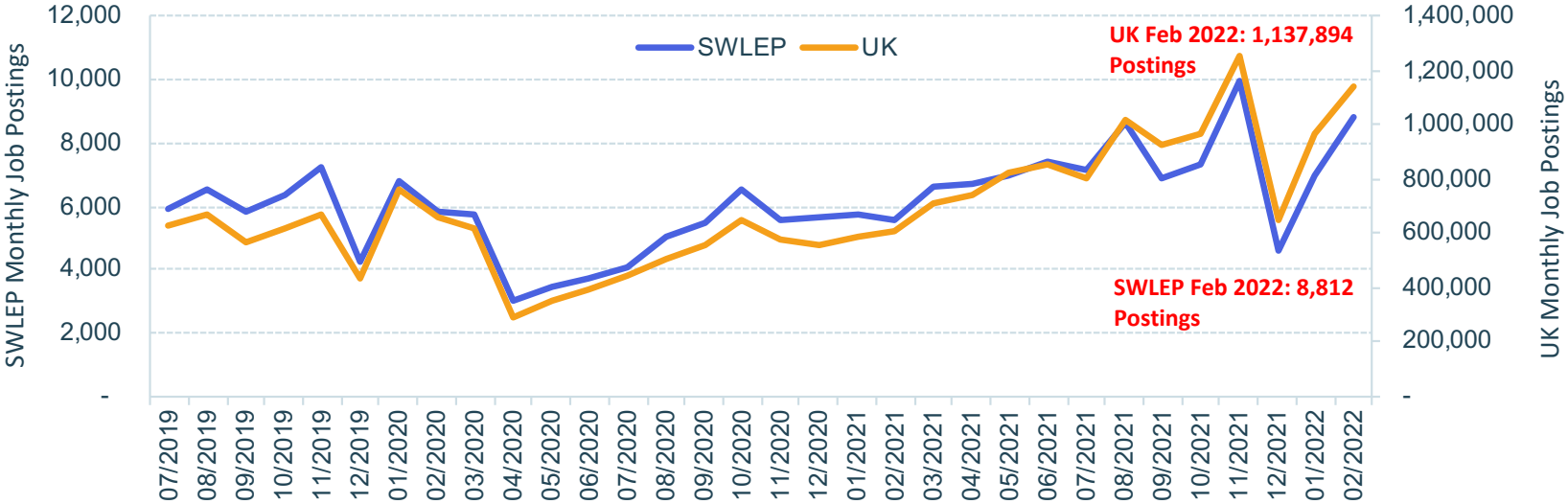


# SWLEP – March 2022 Labour Market Update

# Total Job Postings

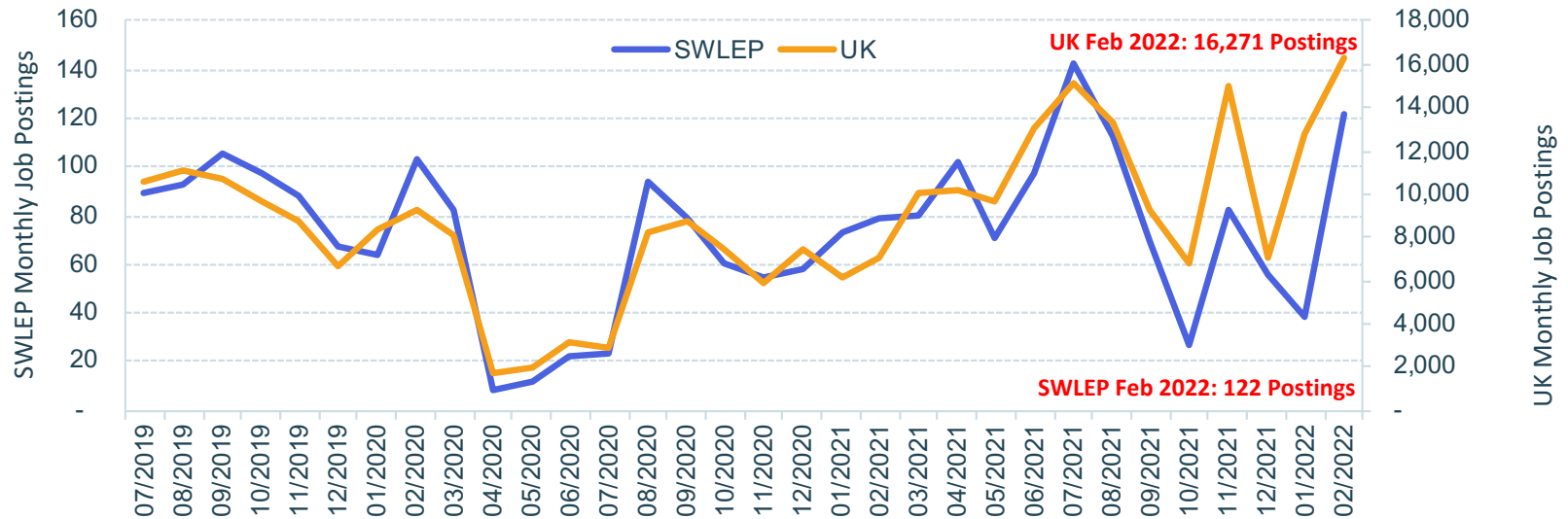
- SWLEP area and UK job postings continued to recover in February 2022 after a lull in December 2021
- 8,812 job postings in February 2022, up by 26.2% from January 2022. UK also up by 17%



Source: Emsi Burning Glass Labour Insight (2022)

# Apprenticeship Job Postings

- SWLEP area job postings rebounded in February 2022, up by 213% on January 2022
- UK postings continued to increase (27.8%) after rebounding earlier than the SWLEP area

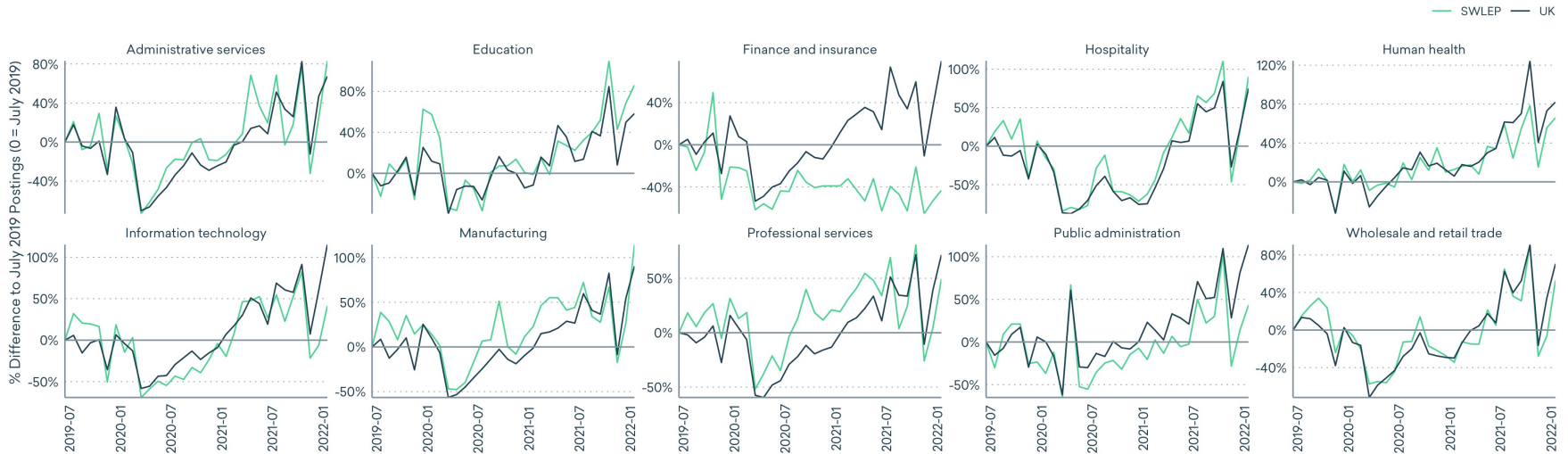


Source: Emsi Burning Glass Labour Insight (2022)

# Job Postings by Sector (1)

- SWLEP area and UK job postings in the ten sectors increased between January 2022 and February 2022
- Postings in finance and insurance in the SWLEP area continue to remain at lower volumes compared to July 2019

## Job Postings by Industry

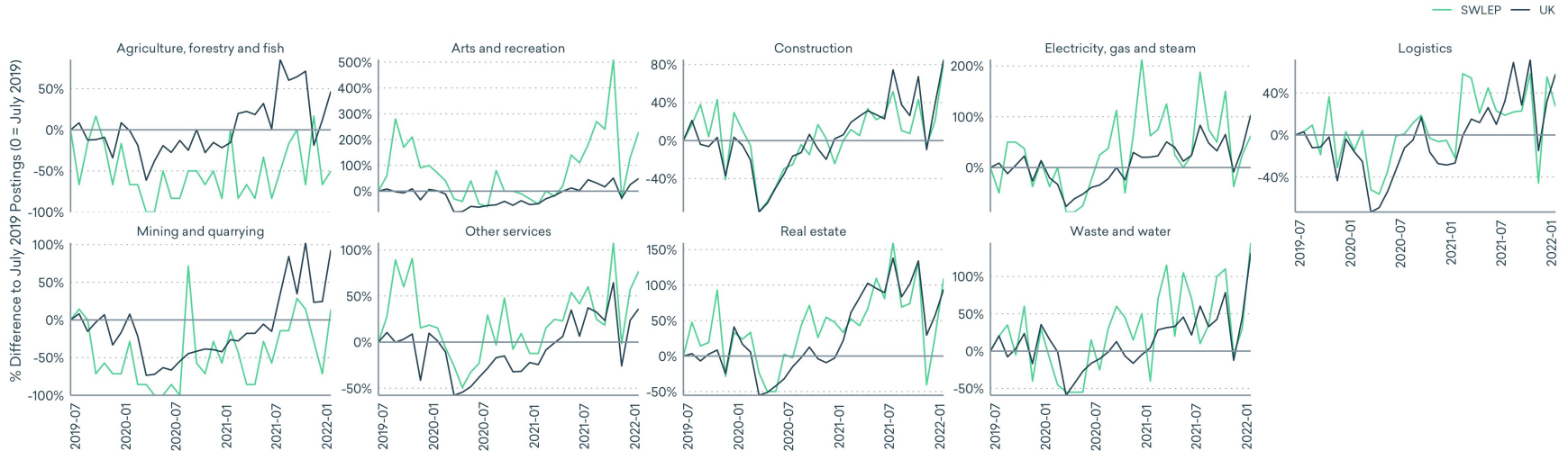


Data: Emsi Burning Glass Labour Insight

# Job Postings by Sector (2)

- Postings volume in the sectors other than logistics in the SWLEP area saw increases in job postings in February 2022
- Arts and recreation in the SWLEP area continued to rebound strongly back towards the high of November 2021

## Job Postings by Industry

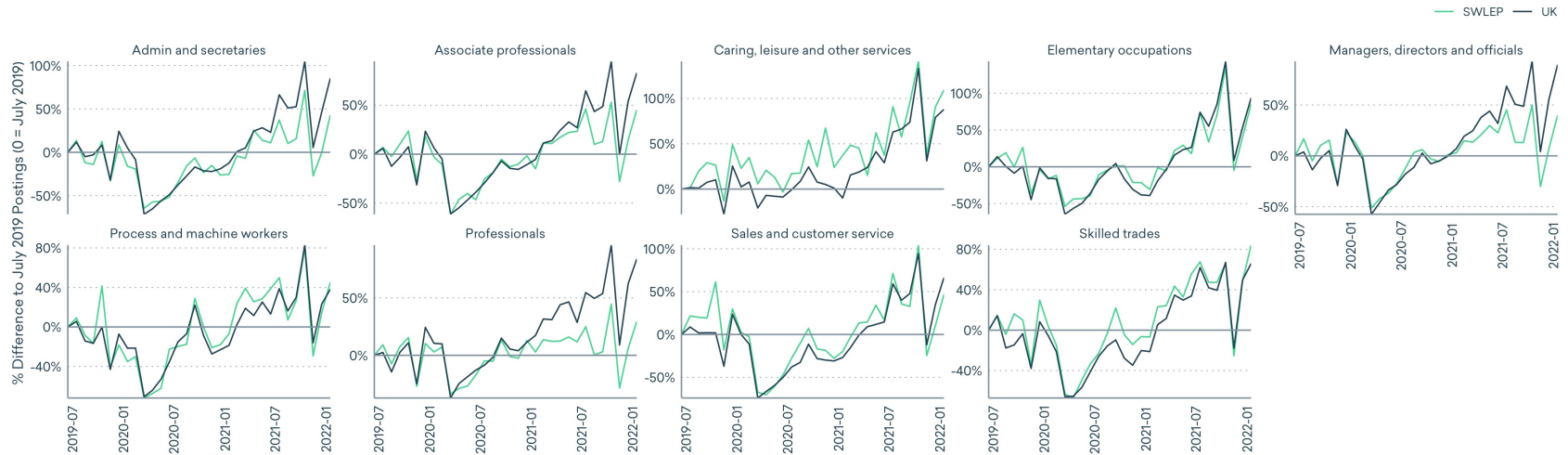


Data: Emsi Burning Glass Labour Insight

# Job Postings by Occupation

- Job postings volume in all occupation groups in the SWLEP area and UK increased in February 2022
- SWLEP area volume in the professionals and managers, directors and officials groups is recovering more slowly than in the UK

## Job Postings by Occupation

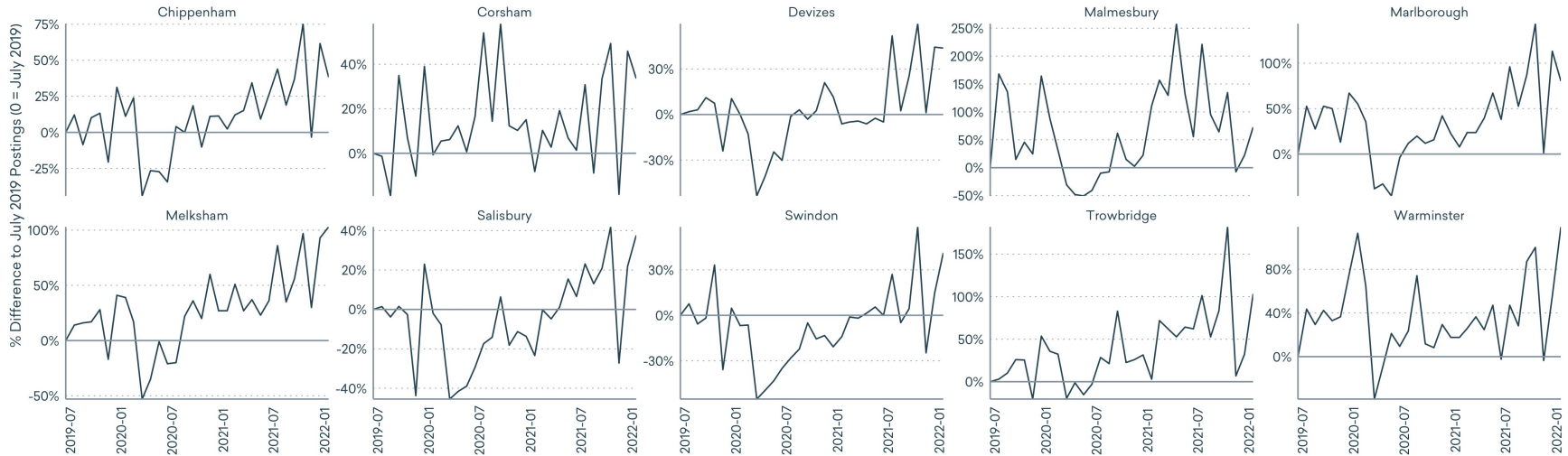


Data: Emsi Burning Glass Labour Insight

# Job Postings by Settlement

- Job posting volumes remained above July 2019 levels in February 2022 across all settlements
- Trowbridge, Malmesbury and Warminster had the highest month-on-month percentage gains in volume (53.7%, 41.4% and 40.9% respectively)

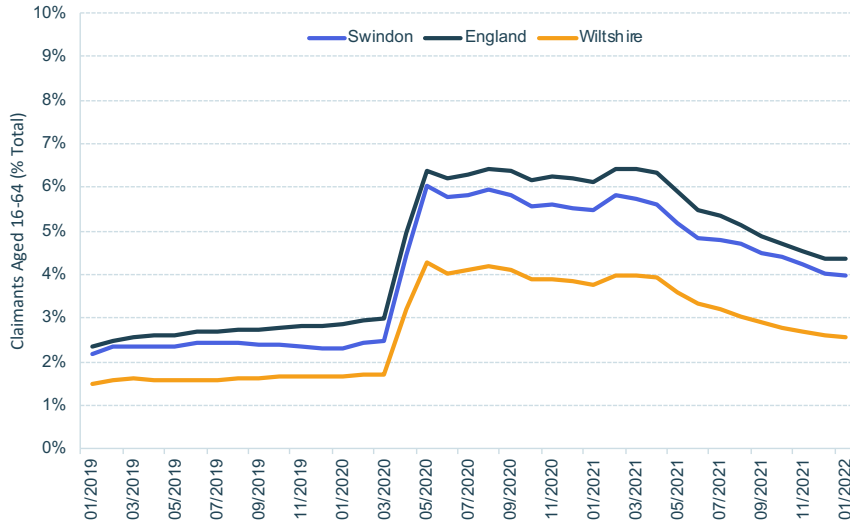
## Job Postings by Settlement



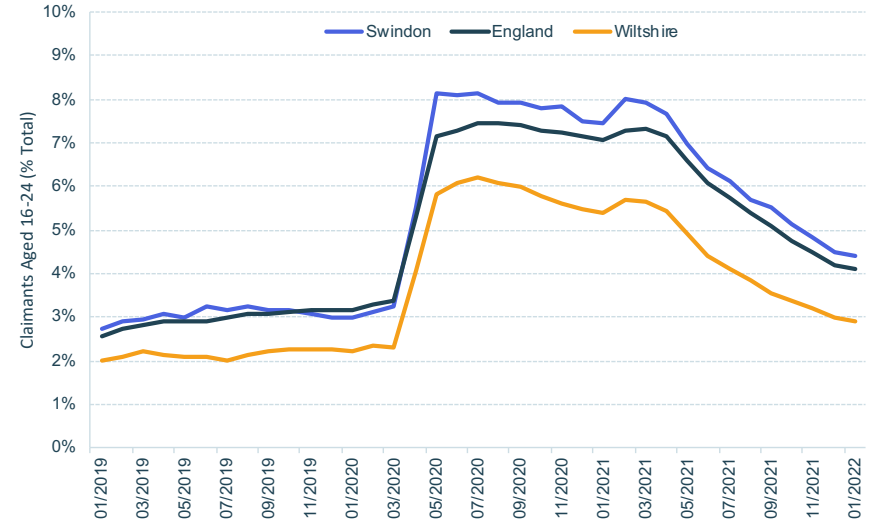
Data: Emsi Burning Glass Labour Insight

# Claimant Count

- Claimant rates continued to decrease for the 16-64 and 16-24 age groups between December 2021 and January 2022



- The rate of decrease continues to be better for the 16-24 age group, with the rate in England (4.1%) being lower than for the 16-64 age group (4.4%)



Source: ONS Claimant Count (2022) and Mid-Year Population Estimates (2021)

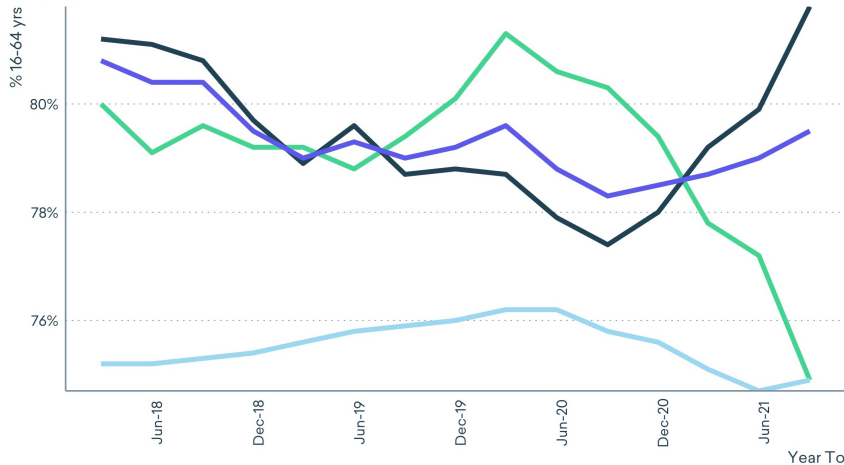


# Employment and Unemployment Rates

- Working age employment rates were down in Swindon and up in Wiltshire during the year to September 2021 compared to the year to June 2021

- Unemployment increased in Swindon and Wiltshire, while England saw a slight decrease

Employment Rate



Data: ONS Annual Population Survey

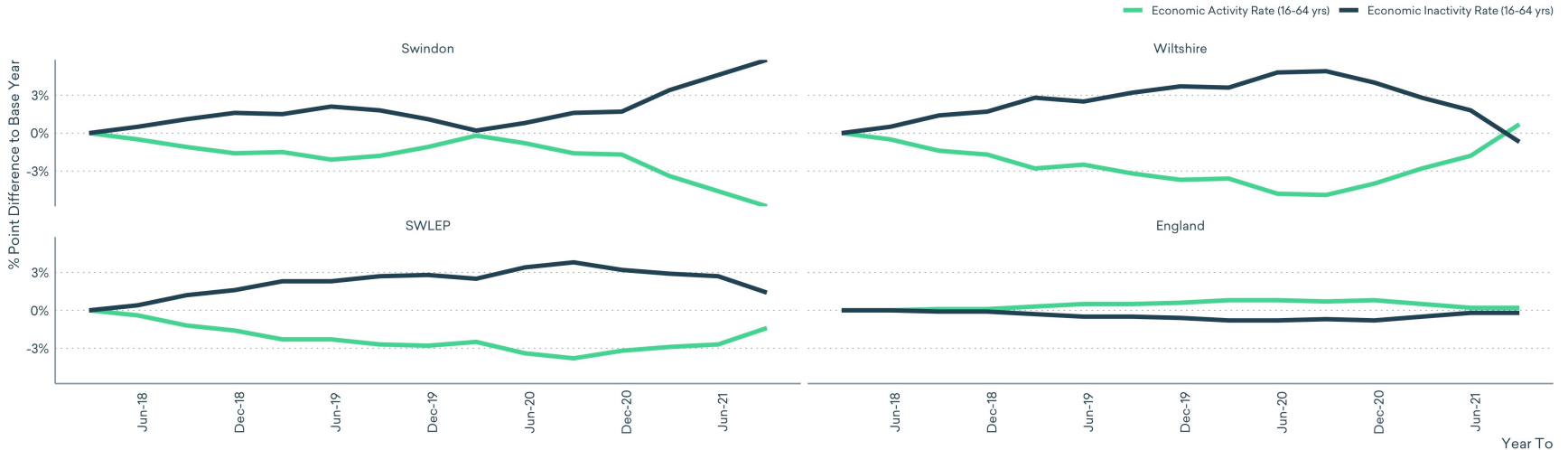
Unemployment Rate



# Economic Activity and Inactivity (1)

- Economic inactivity in Swindon has gradually increased since the year to March 2020, growing from 16.1% to 21.7% in the year to September 2021
- Economic inactivity peaked at 20.9% in the year to September 2020 in Wiltshire, decreasing since to 15.3% in the year to September 2021

## Economic Activity and Inactivity Rate Change

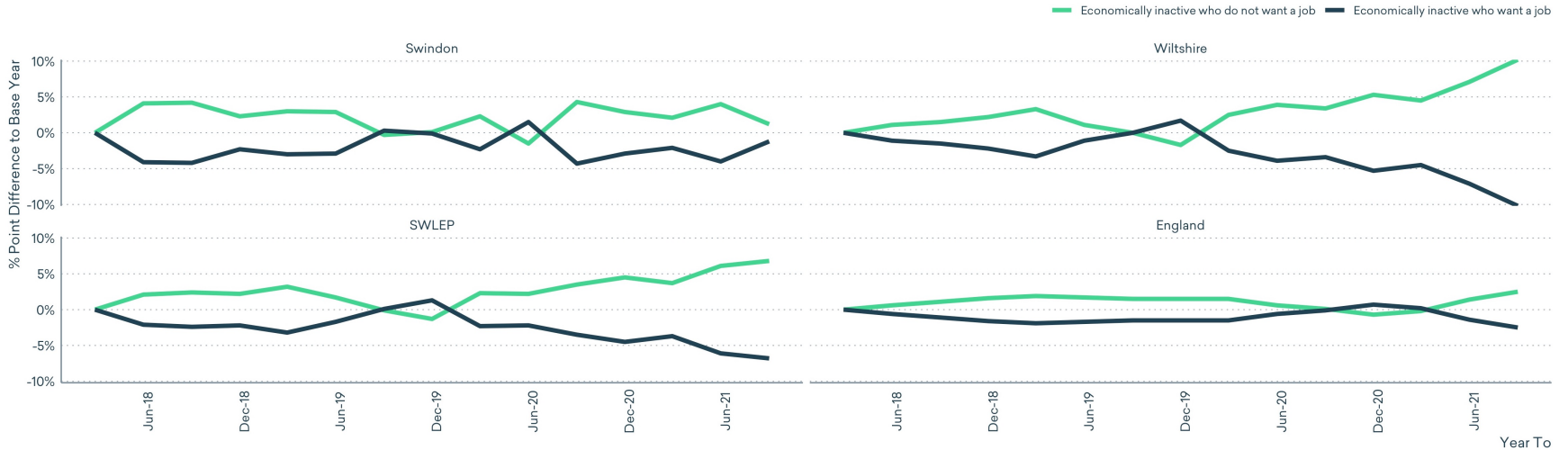


Data: ONS Annual Population Survey

# Economic Activity and Inactivity (2)

- The percent of economically inactive wanting or not wanting a job has remained steady in Swindon despite the recent increase in inactivity
- Economic inactive want a job decreased recently in Wiltshire, tying in with the decrease in economic inactivity

## Economically Inactive Wanting Or Not Wanting a Job Change

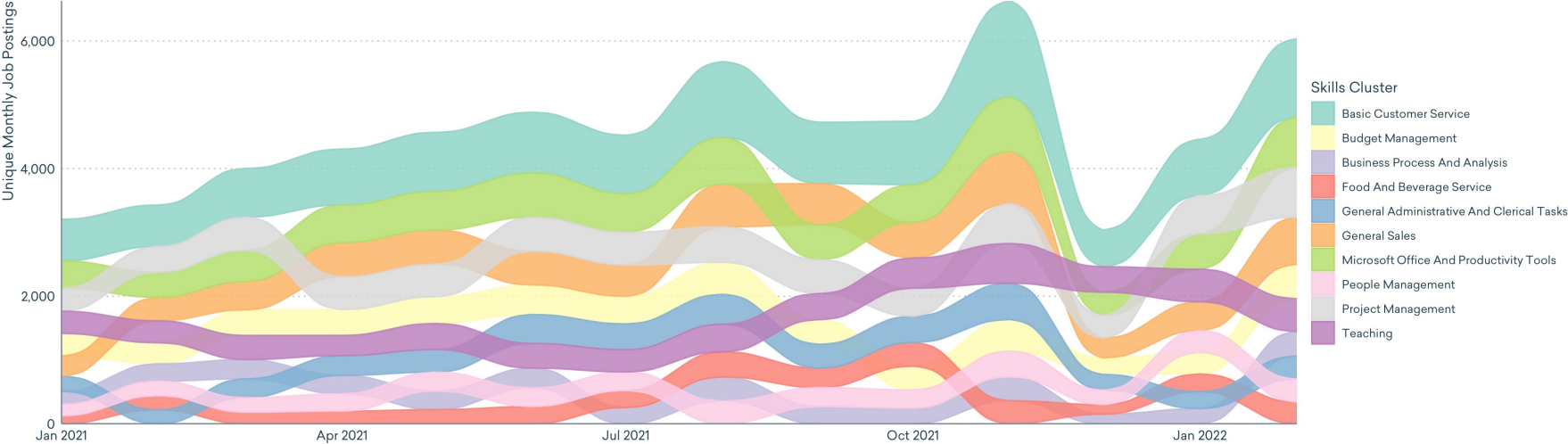


Data: ONS Annual Population Survey

# Skills Clusters

- Common skillsets such as basic customer service, Microsoft office and productivity tools and general sales have remained the most in-demand from January 2021 to February 2022
- Demand for teaching skills has not followed the general market trend. Volume remained steady in December 2021, when other clusters saw large drops

Job Postings by Skills Cluster

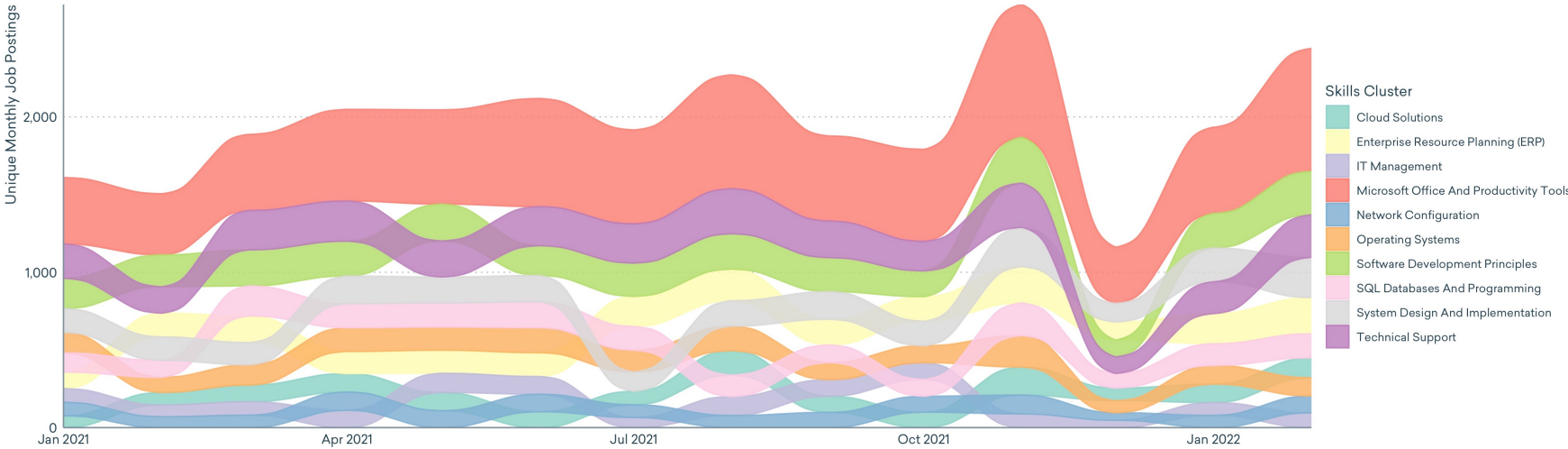


Data: Emsi Burning Glass Labour Insight

# IT Skills Clusters

- Software development principles and technical support were the most in-demand IT skillsets after Microsoft office and productivity tools
- The position of SQL databases and programming amongst the ten most in-demand IT skills clusters suggests SQL is a highly in-demand coding language in the SWLEP area

Job Postings by IT Skills Cluster



Data: Emsi Burning Glass Labour Insight

# Key Takeaways (1)

- Total job postings in the SWLEP area and UK continued to build on the gains made in January 2022, highlighting labour demand remains strong in both areas
- Apprenticeship job postings rebounded in the SWLEP area, mirroring the UK trend that began one month beforehand
- Job postings volume continues to grow across most sectors in the SWLEP area, albeit – finance and insurance postings volume remains below the level in July 2019
- Job postings volume continues to grow across all occupation groups. The rate of growth compared to the UK appears to be lower in the professionals and managers, directors and officials groups
- Claimant rates continue to decrease in Swindon, Wiltshire and England. Decreases in rates continue to be higher for the 16-24 age group compared to the 16-64 group

# Key Takeaways (2)

- The unemployment rate amongst the economically active working age population of Swindon and Wiltshire increased in the year to September 2021 compared with the year to June 2021
- The employment rate in Swindon dropped in the year to September 2021, with economic inactivity rising. Wiltshire differed to Swindon, the employment rate increased, and economic inactivity fell. This difference could indicate the data is now starting to become sensitive to the closure of the Honda plant
- General skillsets such as basic customer service and the ability to use Microsoft office have remained the most in-demand over the past 14 months. Compared to these skillsets, teaching appears to have more consistent demand
- Highly in demand information technology skillsets include software development principles, technical support, system design and implementation and SQL databases and programming

