



Swindon & Wiltshire
LOCAL ENTERPRISE PARTNERSHIP

Developing our strategy to support the Green Economy and SWLEP's approach to net-zero





SWLEP support for the green economy



Overcoming barriers preventing businesses using hydrogen vehicles



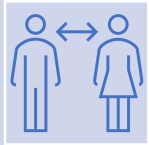
Understanding the value of natural capital



Co-ordinate efforts with other regional organisations



Growth Hub green economy support



I-to-I advice sessions



Signposting to regional initiatives



Larger group workshops

What is SWLEP's internal approach to net zero?

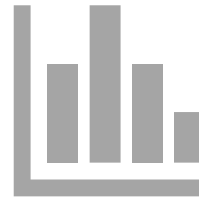
- Halve our greenhouse gas emissions before 2030
- Achieve net zero emissions before 2050
- Disclose our progress on a yearly basis




SWLEP's progress towards SME Climate Hub commitment



Understanding what we'll need to measure to understand our carbon footprint



Identified the data we'll need to measure each of these areas



Creation of a steering committee to support data collection and strategy



Swindon & Wiltshire
LOCAL ENTERPRISE PARTNERSHIP



Swindon & Wiltshire

LOCAL ENTERPRISE PARTNERSHIP

Questions

