

Swindon and Wiltshire- Business Report May 2023

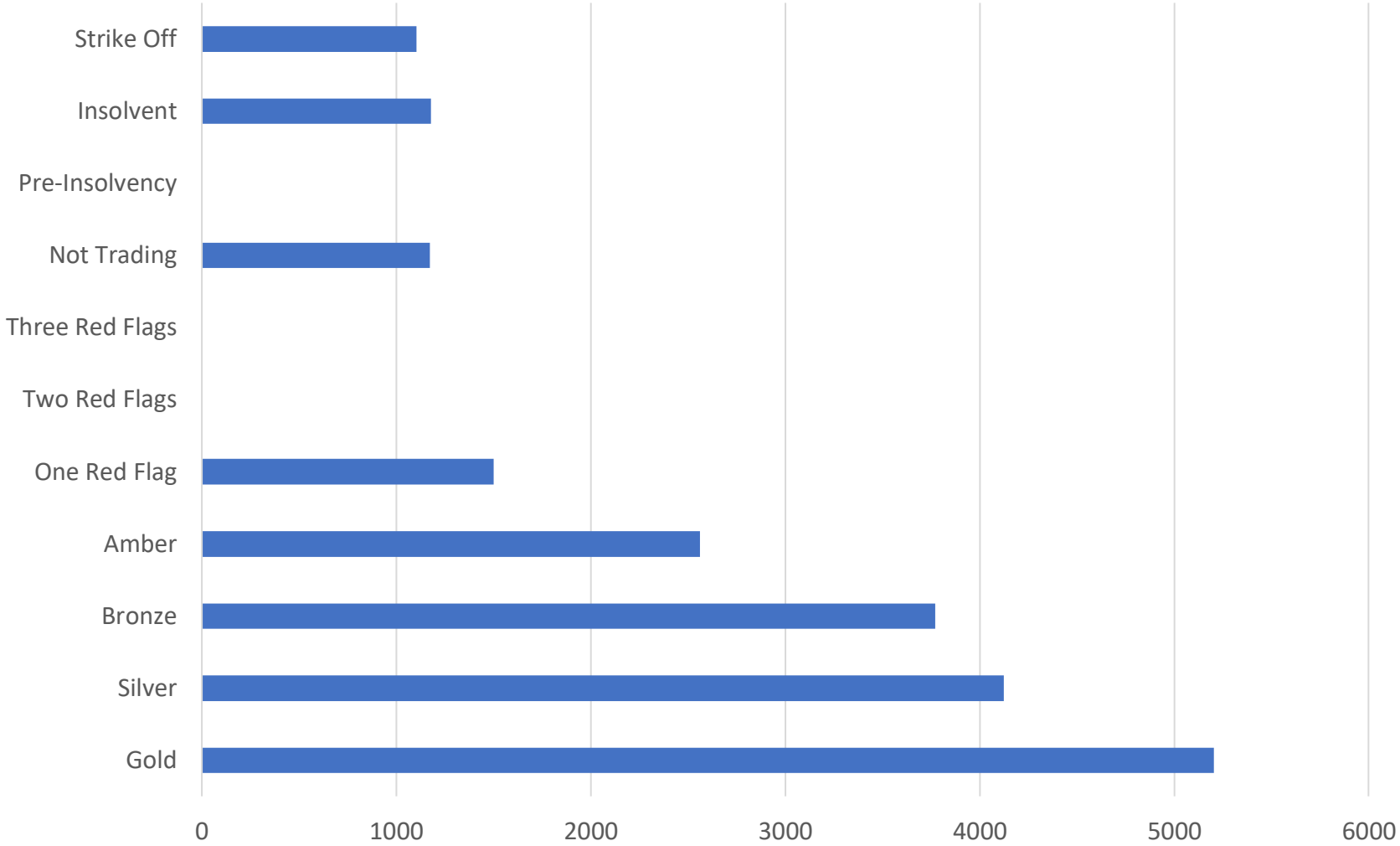
Red Flag and Lightcast Data

All data accurate as of 4.5.23



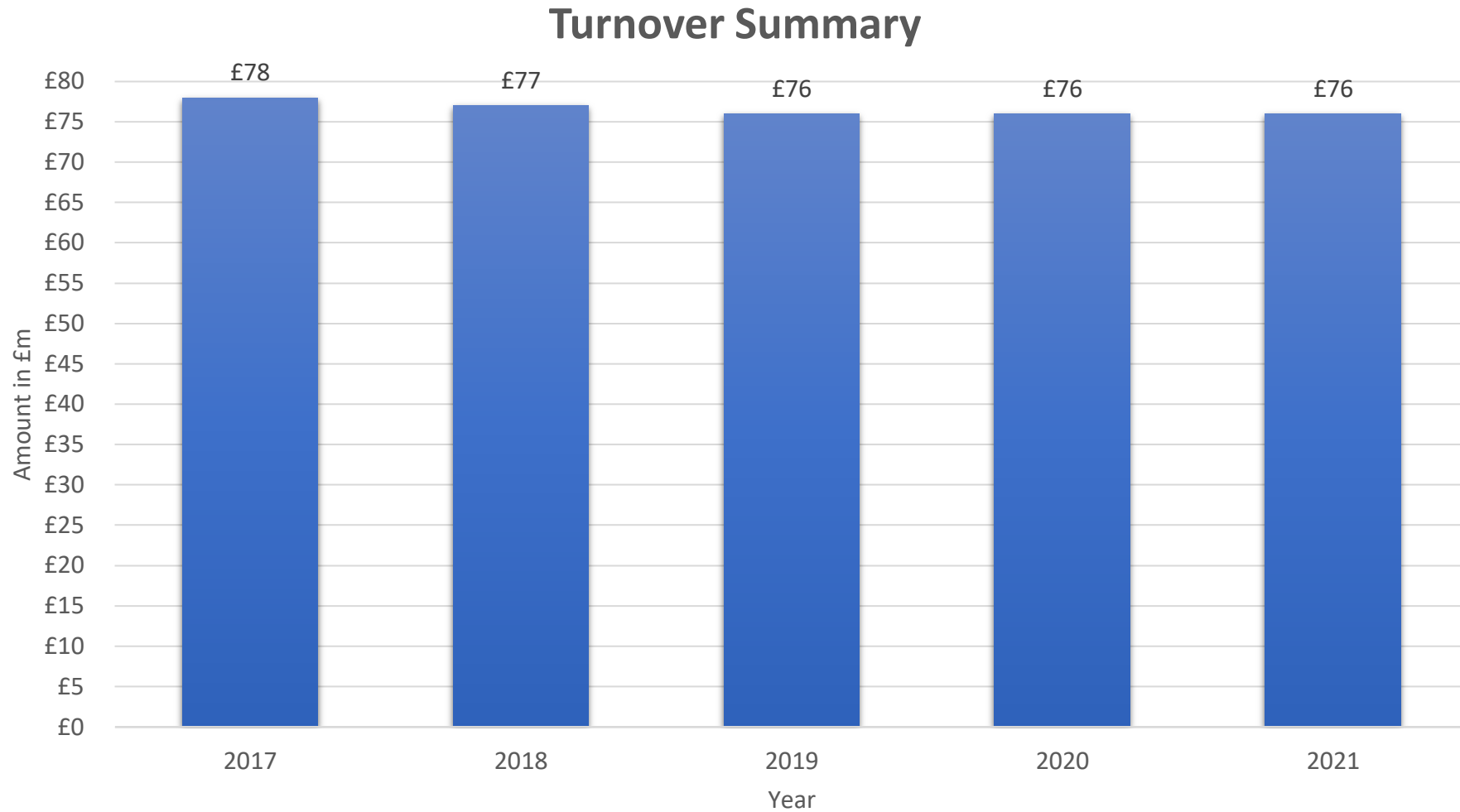
Swindon- RFA Rating Breakdown

RFA Rating Breakdown



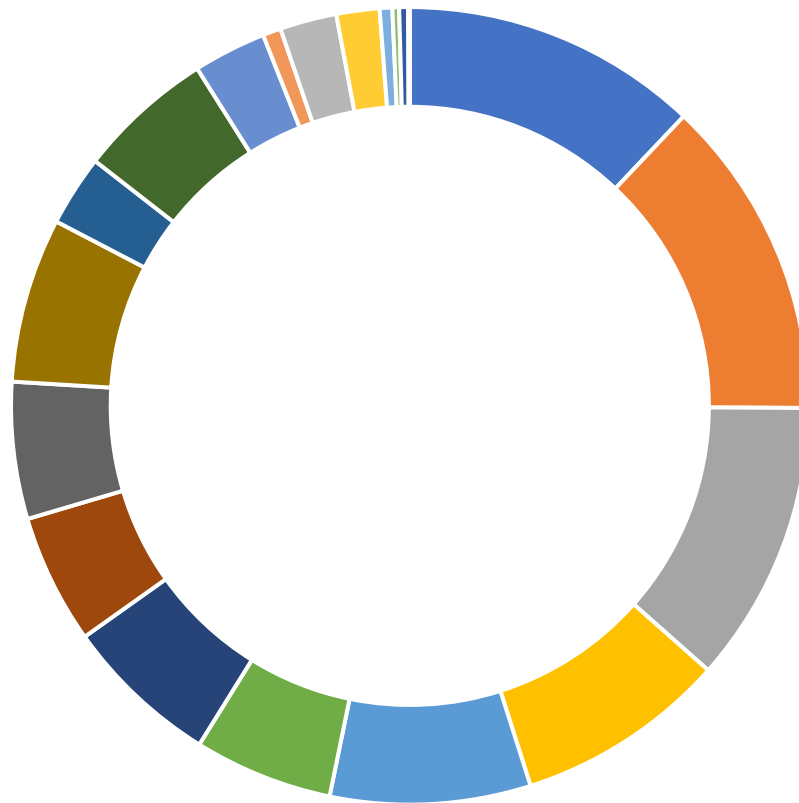
**Companies are rated from three red flags that are deemed high risk to gold companies that are very low risk.*

Swindon- Turnover Summary



Swindon- Popular Industries

Most popular industries in Swindon

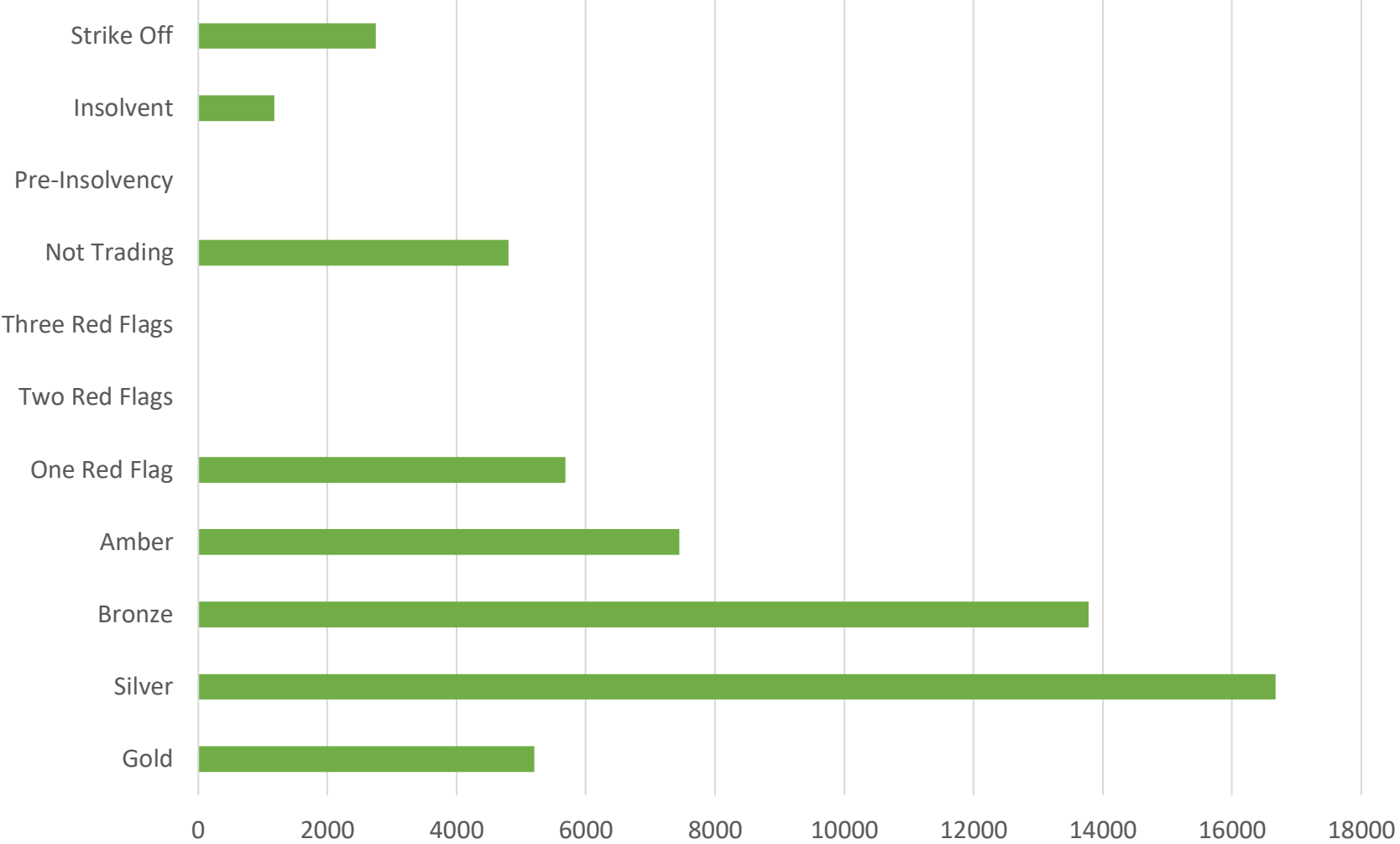


- **Professional, Scientific, and Technical activities**
- **Wholesale and retail trade, repair of motor vehicles and motorcycles**
- **Construction**
- Administrative and support service activities
- Information and communication
- Real estate activities
- Other service activities
- Manufacturing
- Accommodation and food service activities
- Human health and social work activities
- Arts, entertainment, and recreation
- Transportation and storage
- Education
- Agriculture forestry, and fishing
- Financial and Insurance activities
- Activities of households as employers: undifferentiated goods and services
- Water supply; Sewerage, Waste management, and remediation activities
- Public administration and defence; compulsory social security
- Electricity, gas, steam and air conditioning supply
- Mining and quarrying



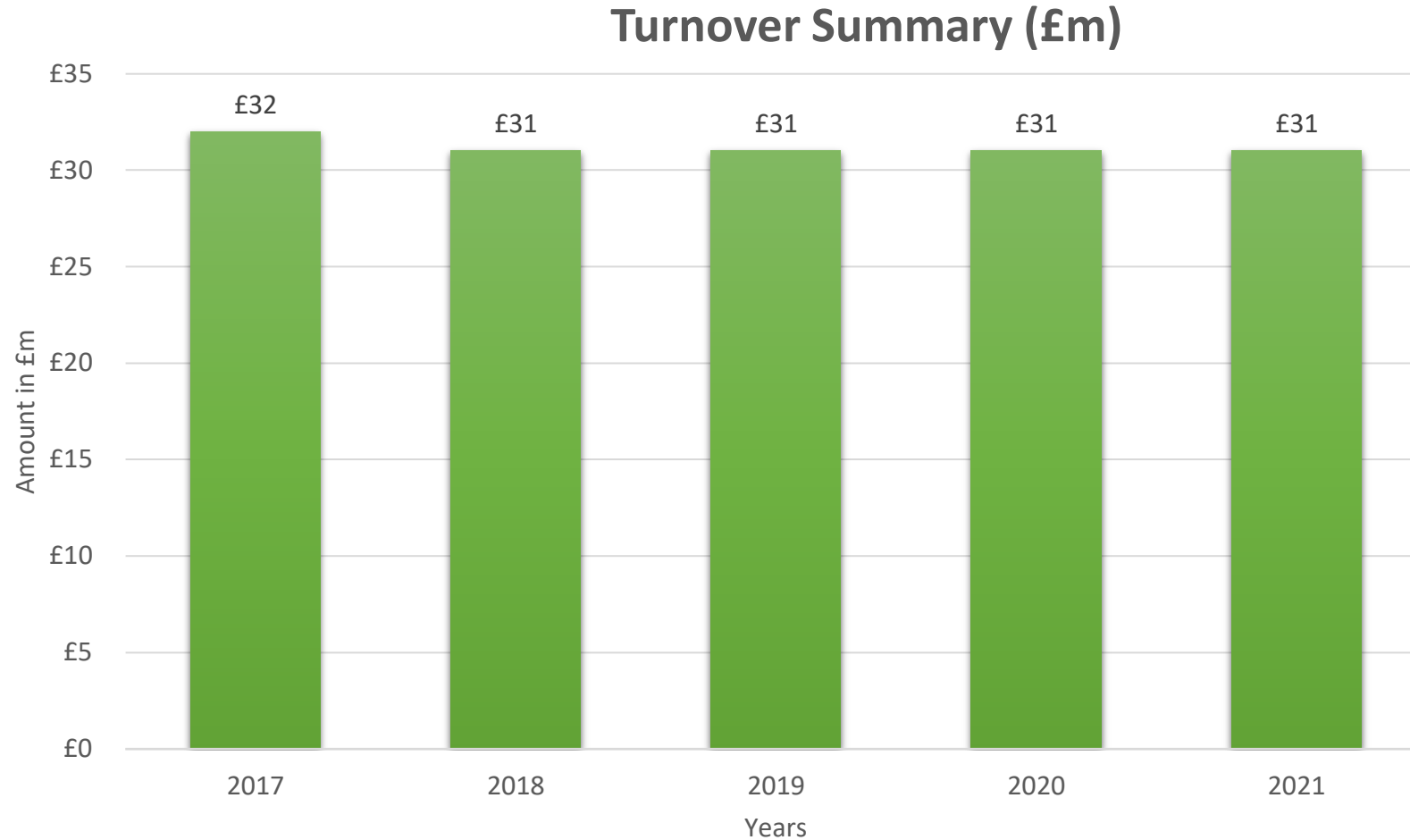
Wiltshire- RFA Rating Breakdown

RFA Rating Breakdown



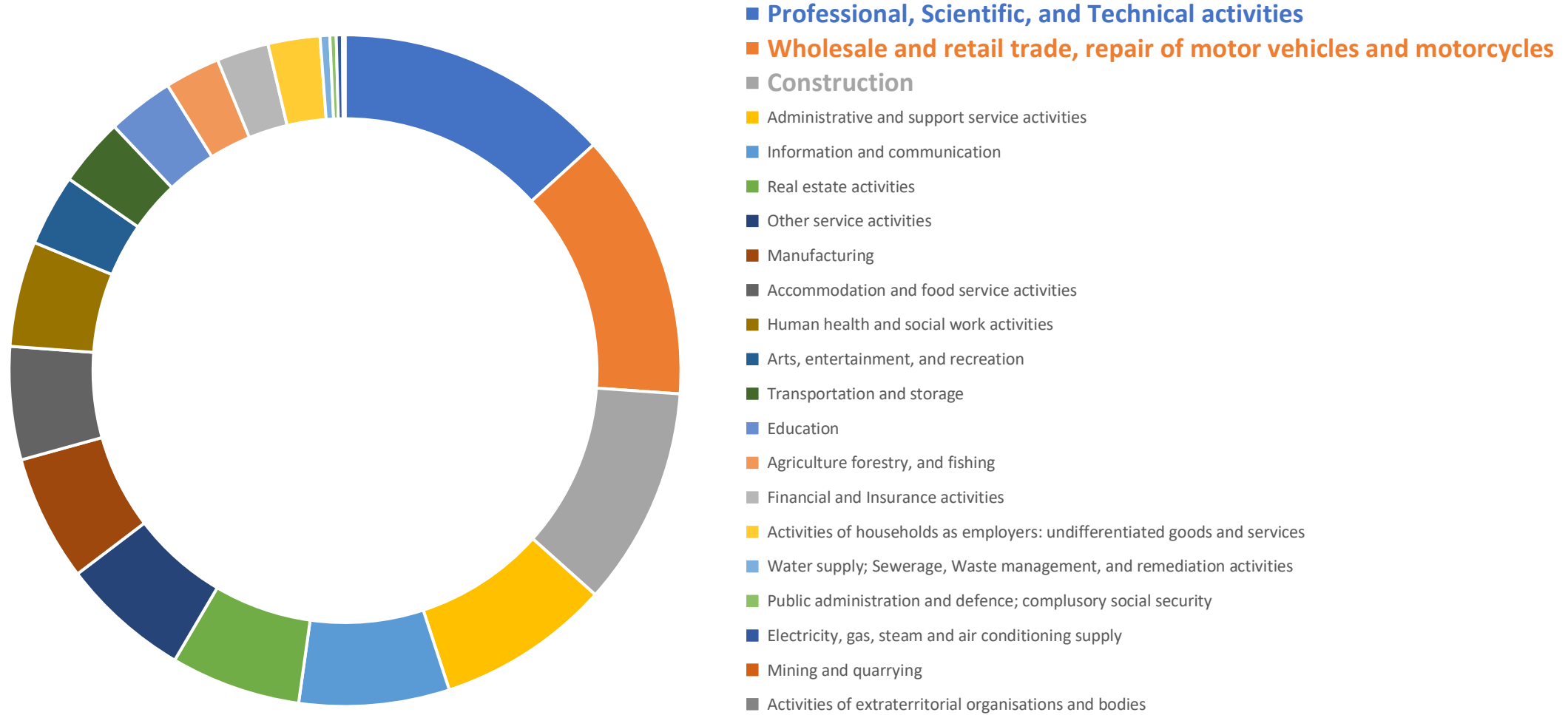
**Companies are rated from three red flags that are deemed high risk to gold companies that are very low risk.*

Wiltshire- Turnover Summary



Wiltshire- Popular Industries

Most popular industries in Wilts



Jobs and Skills Demand

Parameters:
occupations
included in
the analysis

Managers, Directors and Senior Officials	Caring, Leisure and Other Service Occupations
Professional Occupations	Sales and Customer Service Occupations
Associate Professional and Technical Occupations	Process, Plant and Machine Operatives
Administrative and Secretarial Occupations	Elementary Occupations
Skilled Trade Occupations	

Job Postings Overview

56,684
Unique Postings
159,987 Total Postings

4,949
Employers Competing
4,949 Total Employers

42 Days
Median Posting Duration
Regional Average: 42 Days

3 : 1
Posting Intensity



Regional Average: 3 :1

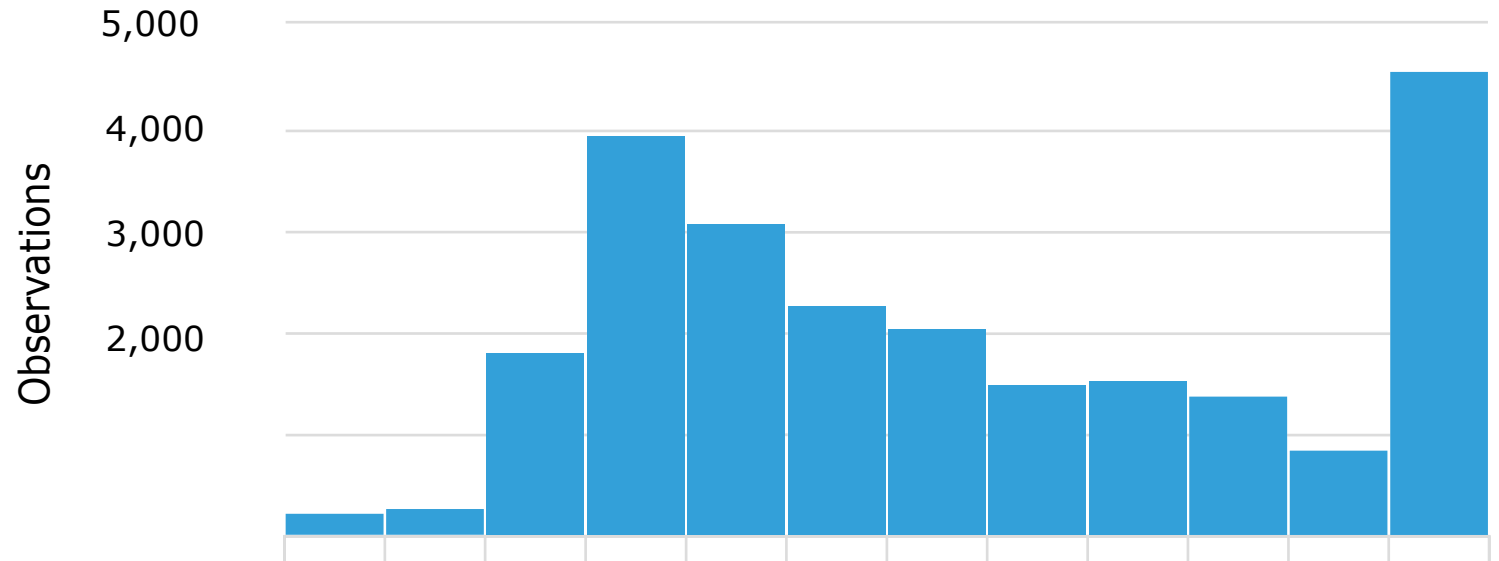


Advertised Salary

There are **23,307** advertised salary observations (41% of the 56,684 matching postings).

£30.0k

Median Advertised Salary

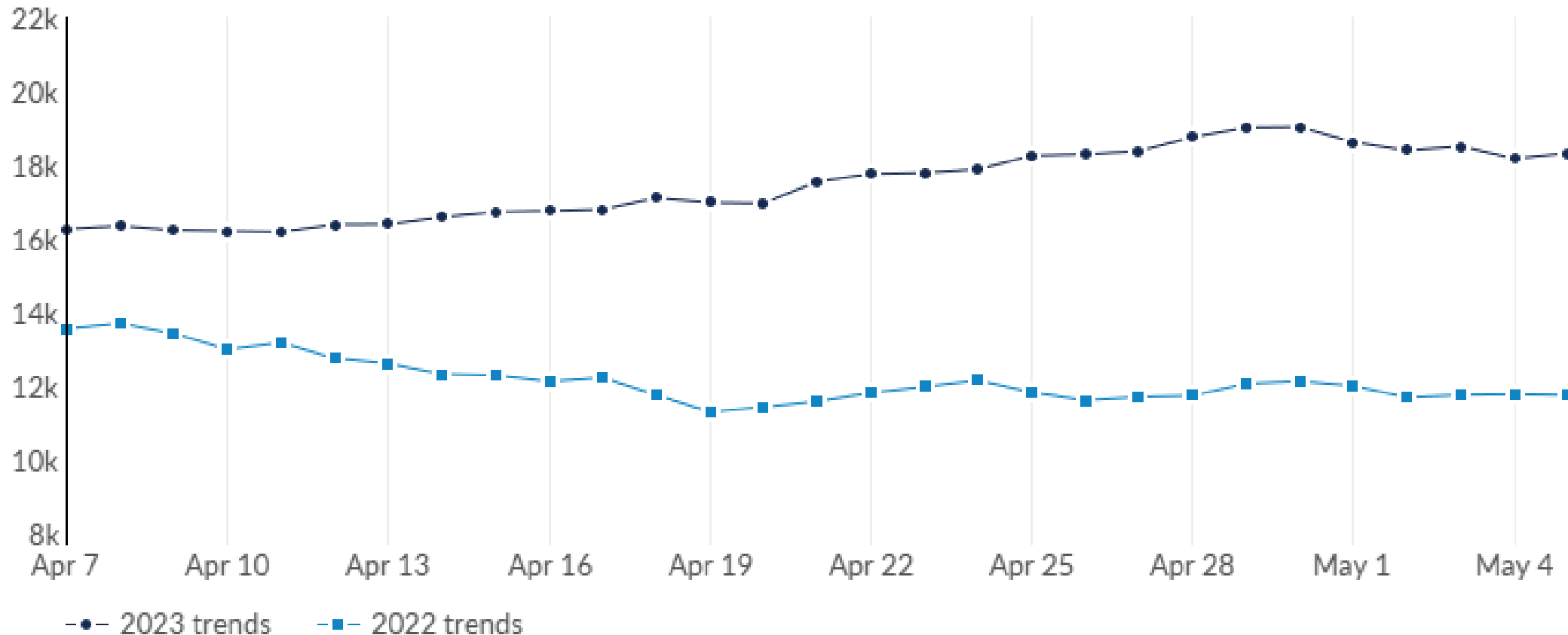


April to May 2023 – up 12.2%

April to May 2022 – down 12.3%

• Unique Postings Trend

- This view displays the most recent 30 days of job postings activity to show near-term trends. It does not reflect the overall timeframe of Dec 2022 to April 2023.



Educational Breakdown

Educational Level	Unique Postings	% of Total
Up to GCSEs or equivalent	4,293	8%
No education listed	45,515	80%
A-levels or equivalent	2,478	4%
Foundation/HNC/HND or equivalent	1,077	2%
Bachelor's or equivalent	4,339	8%
Master's or equivalent	1,622	3%
Ph.D or equivalent	256	0.4%

Experience Breakdown

Minimum Experience	Unique Postings	% of Total
No experience listed	44,267	78%
0-1 years	3,978	7%
2-3 years	4,275	8%
4-6 years	2,564	5%
7-9 years	604	1%
10+ years	996	2%

Highest number of postings 1

Companies

Company	Total/Unique	Posting Intensity
NHS	19,463/2,924	7:1
Hays	2,412/1,055	2:1
Wiltshire Council	2,588/934	3:1
Rise Technical Recruitment	1,265/396	3:1
National Trust	1,860/388	5:1

Locations

Location	Total/Unique	Posting Intensity
Swindon	63,681/23,727	3:1
Salisbury	32,886/10,199	3:1
Chippenham	13,605/5,133	3:1
Trowbridge	12,764/4,013	3:1
Corsham	4,366/1,801	2:1

Highest number of postings 2

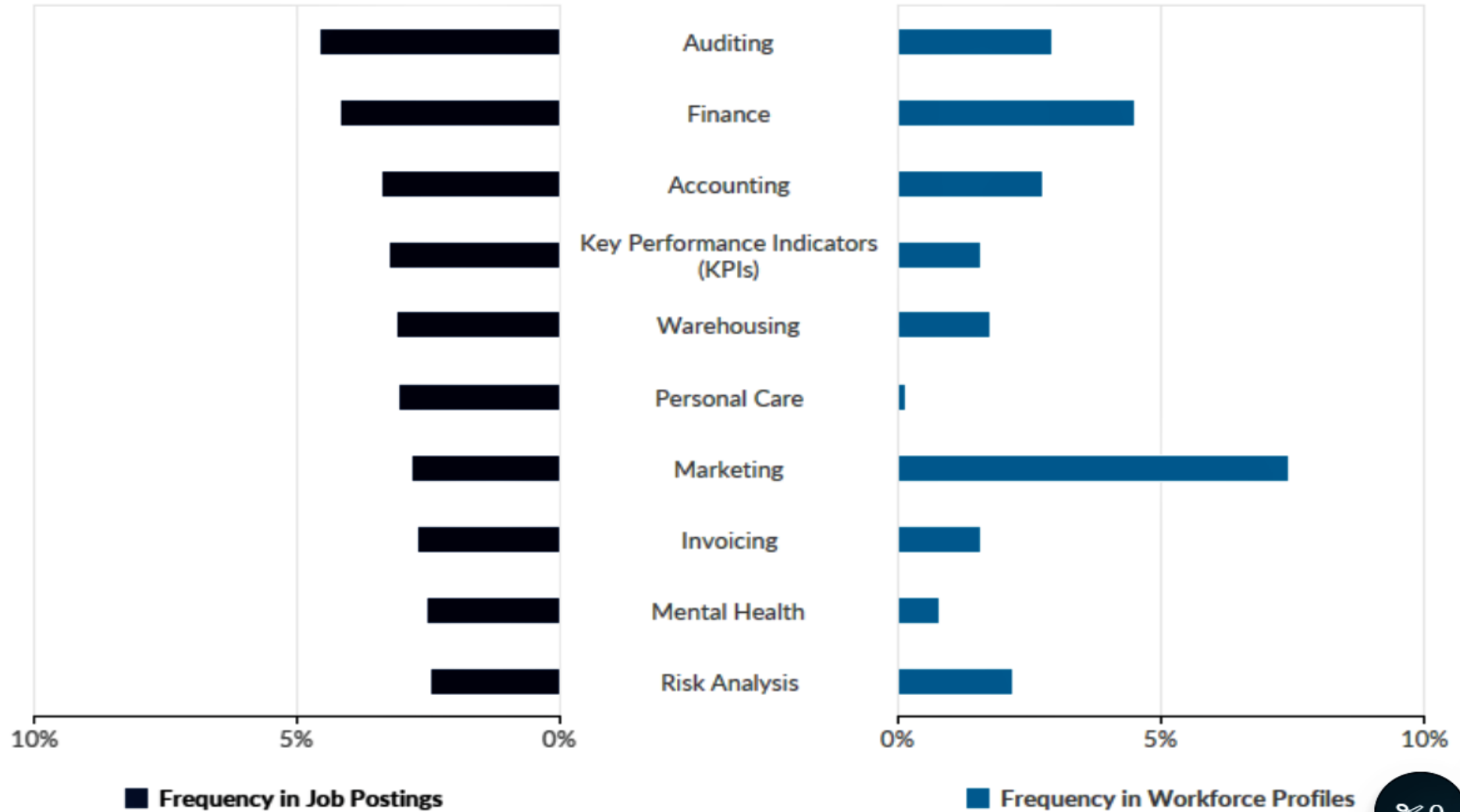
Occupations

Occupation	Total/Unique	Posting Intensity
Home Health Aide	7,406/1,570	5:1
Office/Administrative Assistant	4,144/1,562	3:1
Cleaner	3,204/1,274	3:1
Registered Nurse	8,566/1,237	7:1
Customer Service Representative	3,013/1,165	3:1

Industries

Industry	Total/Unique	Posting Intensity
Employment Activities	33,278/12,753	3:1
Human Health Activities	21,525/3,835	6:1
Retail Trade, except for automobiles and motorcycles	12,000/2,241	5:1
Public Administration and Defence	5,195/1,760	3:1
Food and Beverage Service Activities	5,477/1,730	3:1

Top Specialized Skills



Top Common Skills

