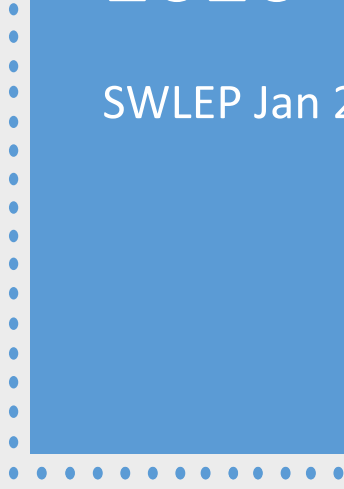






# Labour Market Intelligence – November 2020

SWLEP Jan 2021



# Contents



Introduction



Key insights



# Intelligence reports are an important part of the Swindon and Wiltshire Skills Plan

## PRIORITY 1: ADDRESS SKILLS SUPPLY AND DEMAND IMBALANCE



### Intelligence

- Improve use of skills and labour market intelligence



### Apprenticeships

- Achieve a step change in take-up and achievement of apprenticeships



### Higher Education

- Meet the demand for high skill jobs, in particular those requiring STEM skills

## PRIORITY 2: ENSURE INCLUSIVE GROWTH



### Aspirations & Employability

- Raise aspirations and improve employability of under-represented groups




### Employee Health

- Promote programmes to improve physical and mental health of employees



# Intelligence reports piece together and corroborate information from several datasets



Online Job & Apprenticeship Postings

Unemployment Data

Claimant Count


Job Retention (CJRS) & Self-Employment Support (SEISS)

HR1 Data

Measure of the number of people claiming benefits *principally for the reason of being unemployed*, based on administrative *data from the benefits system*



# Contents



Introduction



Key insights:  
*Job Postings*

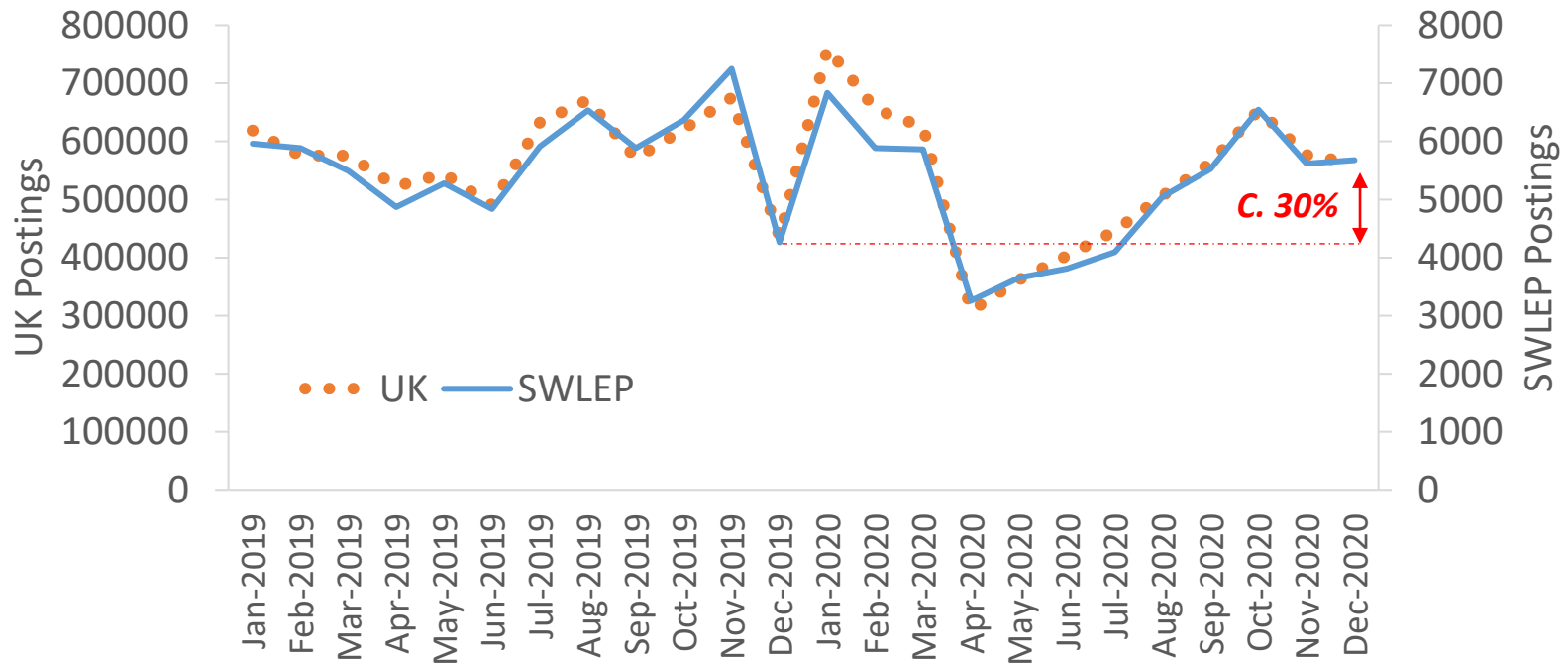


Swindon & Wiltshire

LOCAL ENTERPRISE PARTNERSHIP

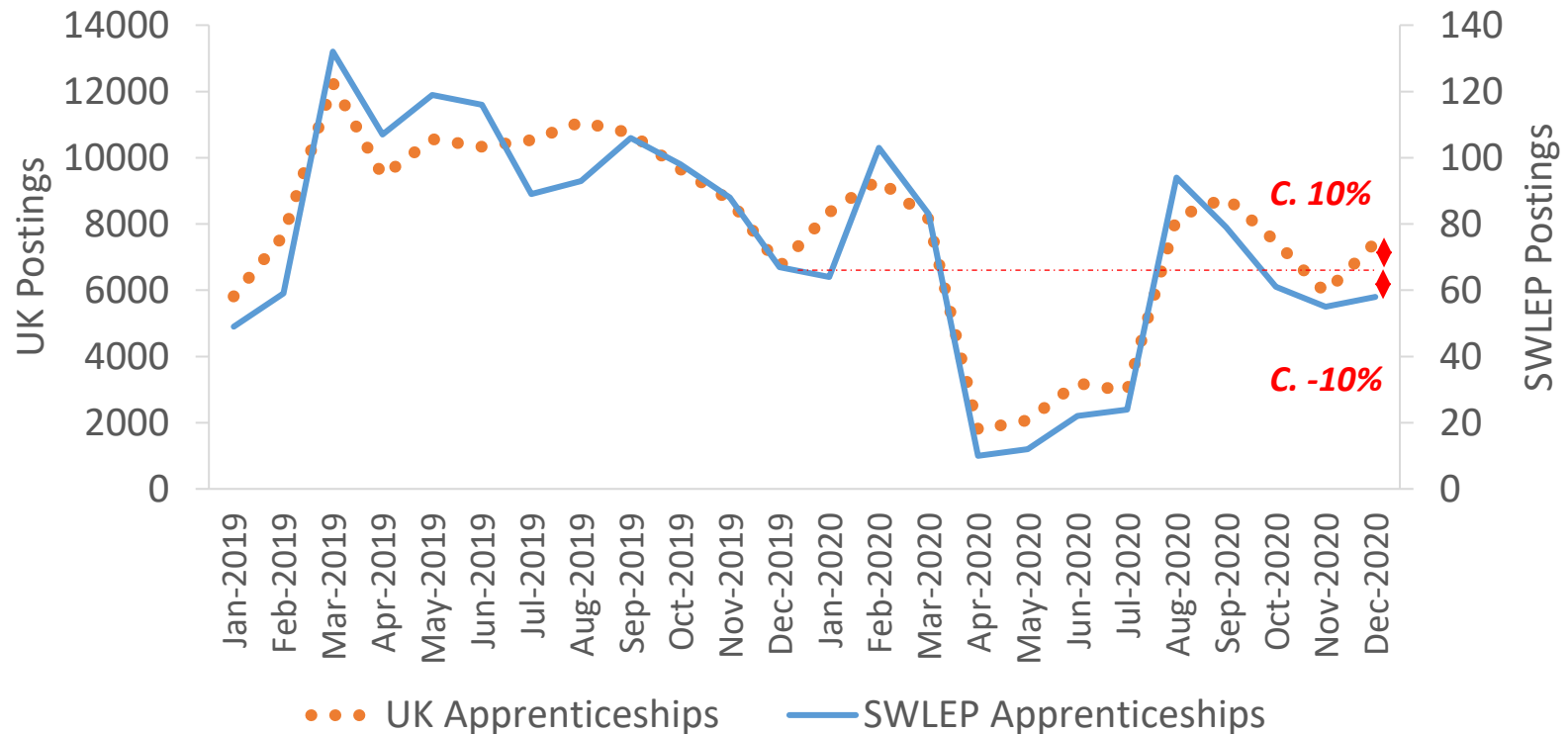
# Dec'20 job postings were broadly in line with Nov'20, but exceeded Dec'19 levels

Online Job Postings, SWLEP vs. UK, Jan'19 - Dec'20



However, in contrast to national trend, SWLEP apprenticeships in Dec'20 were below Dec'19,

Online Apprenticeship Postings, SWLEP vs. UK, Jan'19 - Dec'20



# For several fastest declining occupations, SWLEP was worse than the UK average...

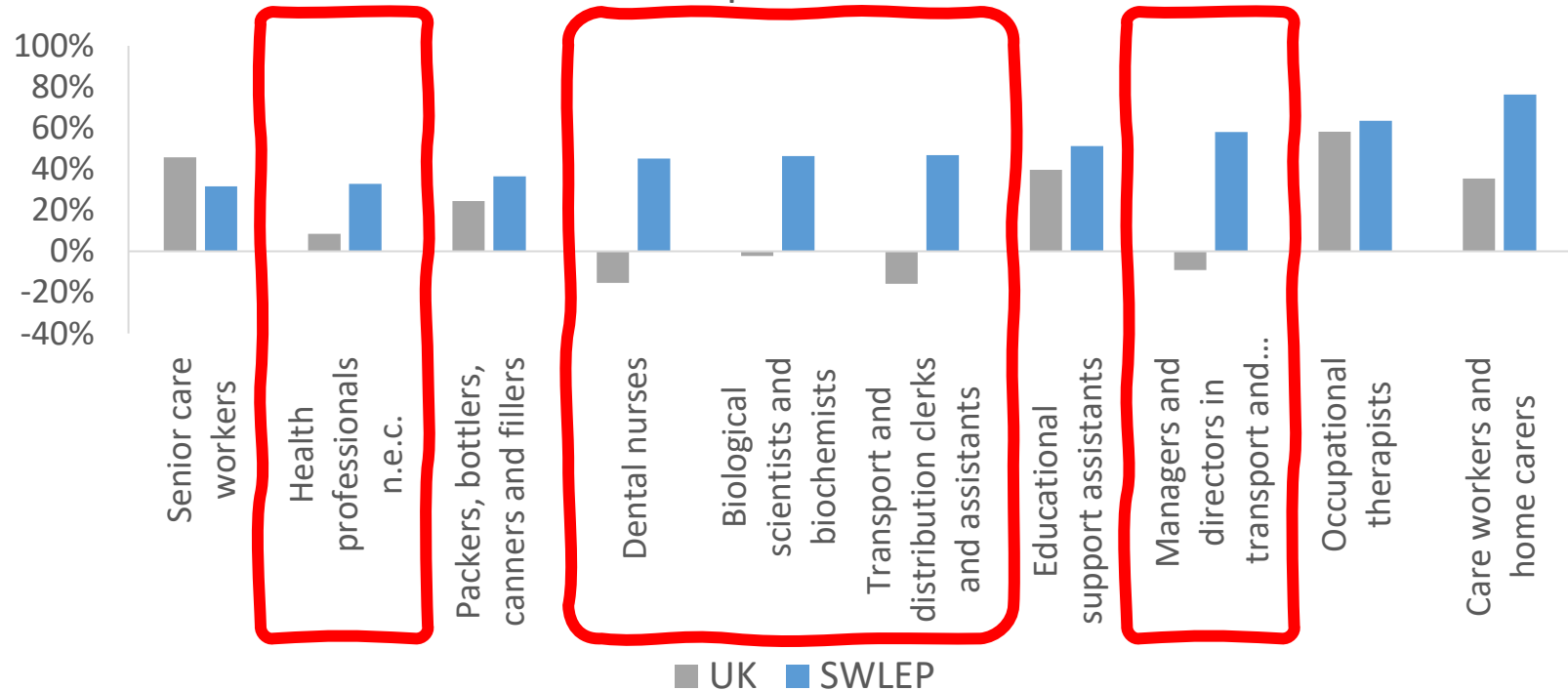
Top 10 Fastest Declining Occupations, SWLEP vs. UK, Apr-Dec 2020 vs. Apr-Dec 2019






... and better for fastest growing for transport & distribution, life sciences & health

Top 10 Fastest Growing Occupations, SWLEP vs. UK, Apr-Dec 2020 vs. Apr-Dec 2019



# Contents



Introduction



Key insights:  
*Future Jobs*



# New jobs being created across the UK

## 2 MILLION GREEN JOBS BY 2030

May 2020:  
DfT £2bn to  
**redesign the streetscape** to cope with more bikes and pedestrians

Jun 2020: £200m  
**Sustainable Innovation Fund**

Jul 2020:  
£350m to cut emissions in **heavy industry**, construction, space and transport

Oct 2020: **Build Back Greener**  
£160m; £3bn for buildings, including £2bn **Green Homes Grant**

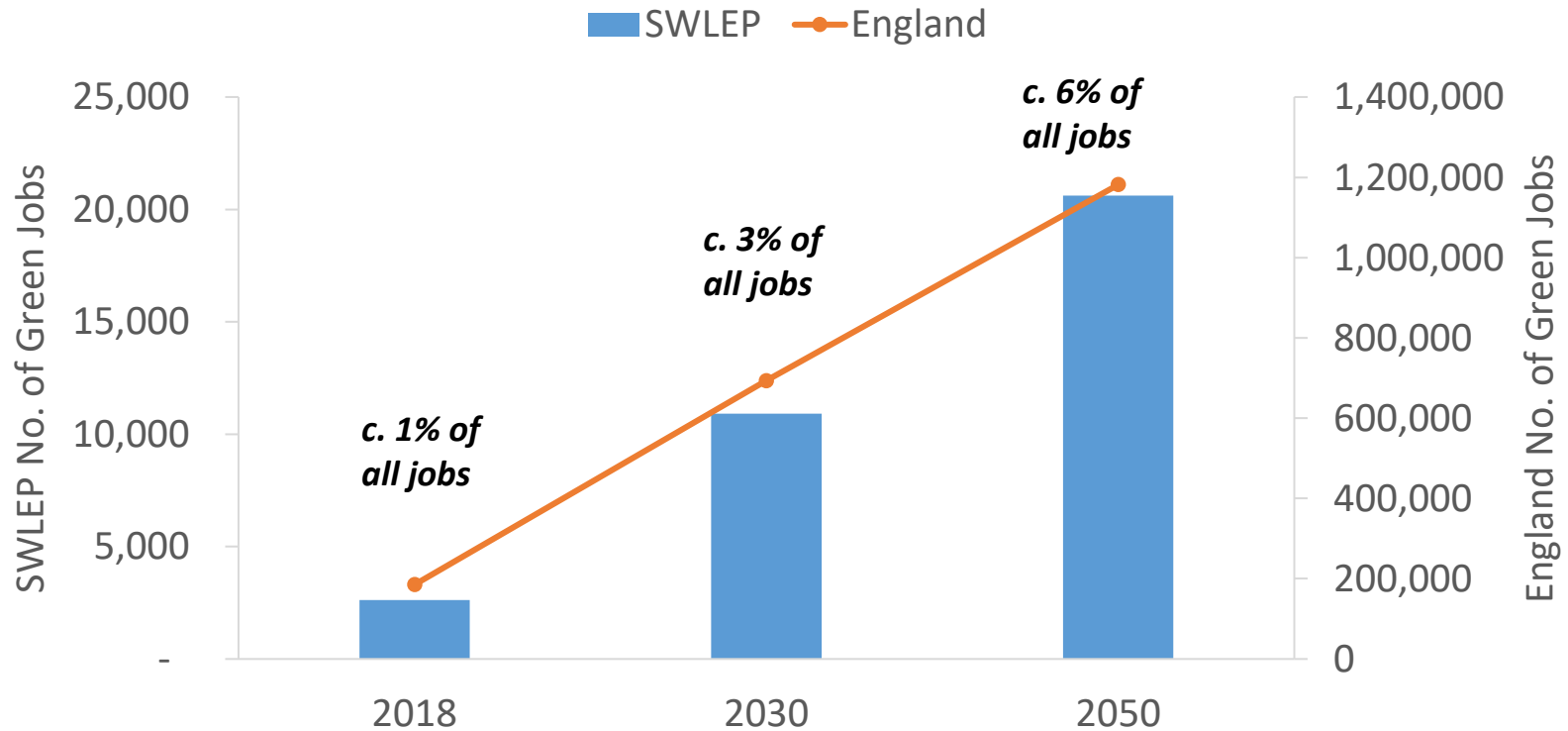
### JOB EXAMPLES

- **Building trades** retrofit of buildings
- Heat pump & solar panel **installers**
- **Heat network** design, pipe layers, road diggers, operators
- **Power systems** engineers and **recycling** operatives
- **Smart energy** data analytics
- **Electric / Hydrogen Vehicle** infrastructure
- **Engagement** experts and advisors

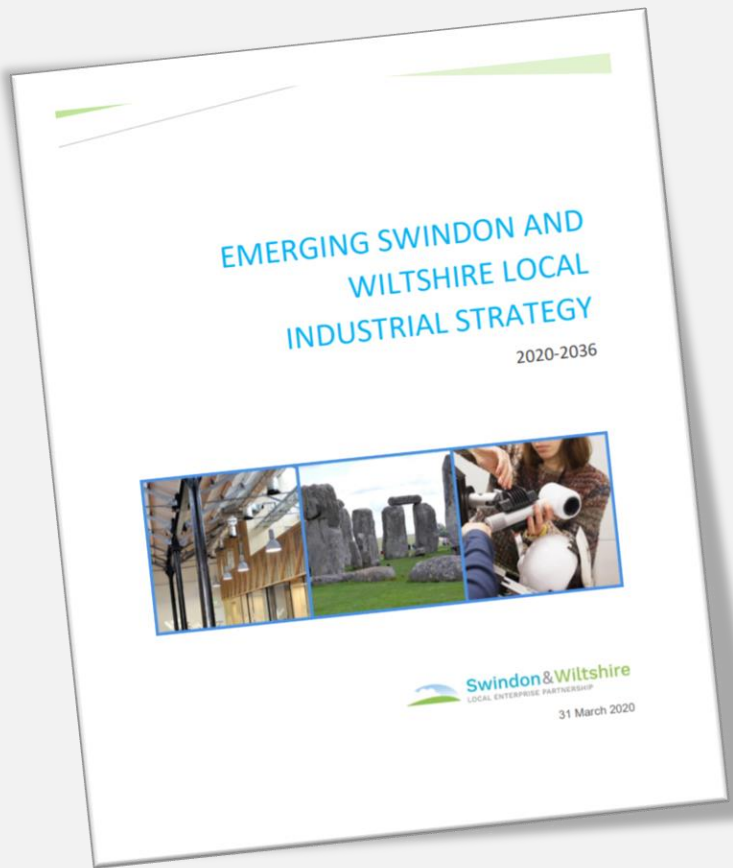


# c. 15-fold national increase in green jobs expected by 20250 and c.10-fold locally

SWLEP, LGA Projections for Net Zero Jobs by 2030 and 2050




# New jobs being created locally, driven by our Local Industrial Strategy



Cyber security	}	<ul style="list-style-type: none"><li>• E.g. techs, engineers, consultant, analysts, etc.</li></ul>
Life sciences	}	<ul style="list-style-type: none"><li>• e.g. medical scientists, lab techs, chemists, biologists, QA / QC, etc.</li></ul>
High value manufacturing	}	<ul style="list-style-type: none"><li>• E.g. technicians and engineers in: production process and methods, machine and mechanics, electrics and electronics, design and development, QA/QC, etc.</li></ul>
Circular economy	}	<ul style="list-style-type: none"><li>• E.g. waste collection, treatment &amp; disposal; repair of computers &amp; other household goods; repair of machine equipment; rental &amp; leasing; 2<sup>nd</sup> hand retail; wholesale of waste &amp; scrap, etc.</li></ul>

# Contents



Introduction

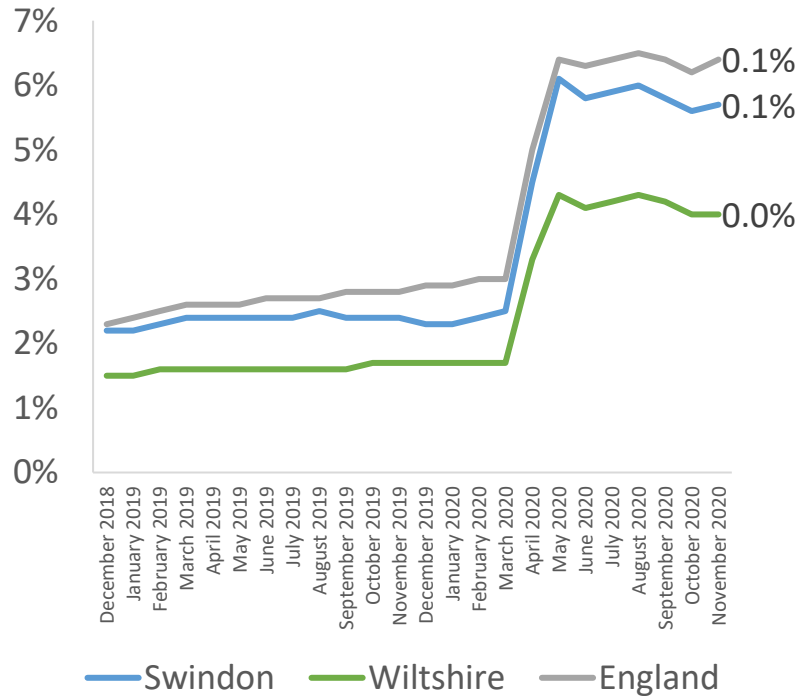


Key insights:  
*Claimant Count*

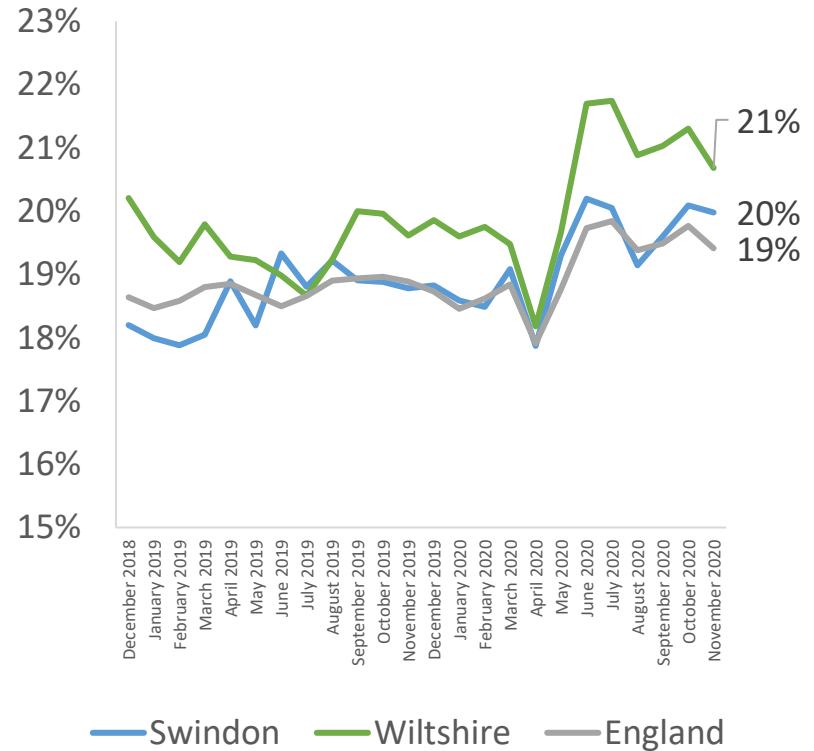


# We continue to report lower proportions of claimants, but young claimants still high


Claimant Count (% Residents Aged 16-64)



Claimants Aged 16-24 (% Total)



# Contents



Introduction



Key insights:  
*HR1 Data*



Swindon & Wiltshire

LOCAL ENTERPRISE PARTNERSHIP



# Highlights



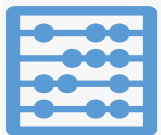
## *Job postings*

- November lockdown put pressure on job postings, continued in December
- However, Dec 2020 was better than Dec 2019
- Beginning to look to the jobs expected to become available in the near future



## *Apprenticeship postings*

- Recovered in Aug following the introduction of the new apprenticeship support scheme for businesses, but then declining September to Nov, holding in Dec
- Whilst Dec 2020 in the UK was c. 10% better than Dec 2019, in SWLEP it was c. 10% worse



## *Claimant count*

- SWLEP continued to perform better than England In Nov in terms of the proportion of people claiming benefits principally for the reason of being unemployed
- However, Swindon and Wiltshire's proportion of 16-24-year-olds is still higher than for England overall

