





# Labour Market Intelligence

SWLEP Nov 2020



# Contents



Intelligence  
sources



Key insights



# Intelligence reports are an important part of the Swindon and Wiltshire Skills Plan

## PRIORITY 1: ADDRESS SKILLS SUPPLY AND DEMAND IMBALANCE



### Intelligence

- Improve use of skills and labour market intelligence



### Apprenticeships

- Achieve a step change in take-up and achievement of apprenticeships



### Higher Education

- Meet the demand for high skill jobs, in particular those requiring STEM skills

## PRIORITY 2: ENSURE INCLUSIVE GROWTH



### Aspirations & Employability

- Raise aspirations and improve employability of under-represented groups




### Employee Health

- Promote programmes to improve physical and mental health of employees



# Intelligence reports piece together and corroborate information from several datasets



Online Job & Apprenticeship Postings

Unemployment Data

Claimant Counts

Job Retention (CJRS) & Self-Employment Support (SEISS)

HR1 Data



# Contents



Intelligence  
sources

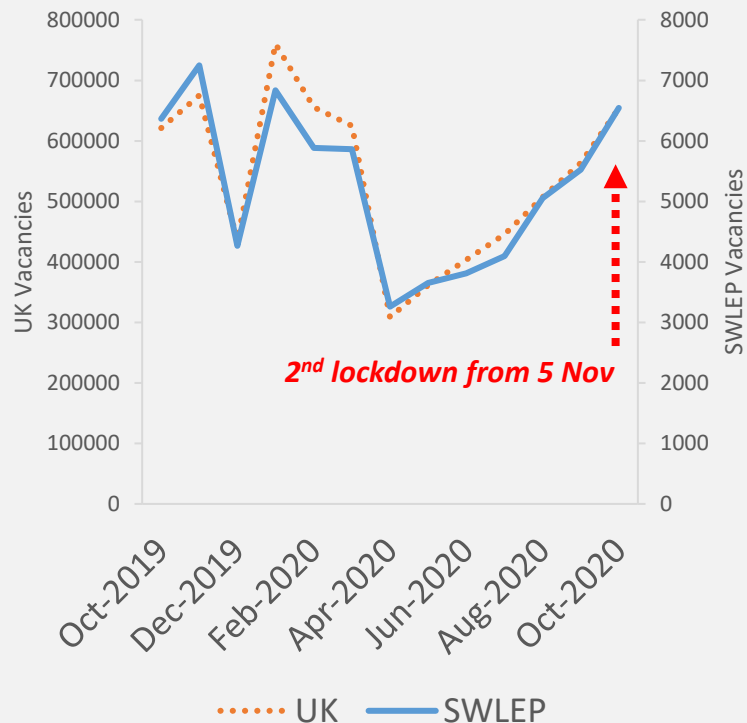


Key insights

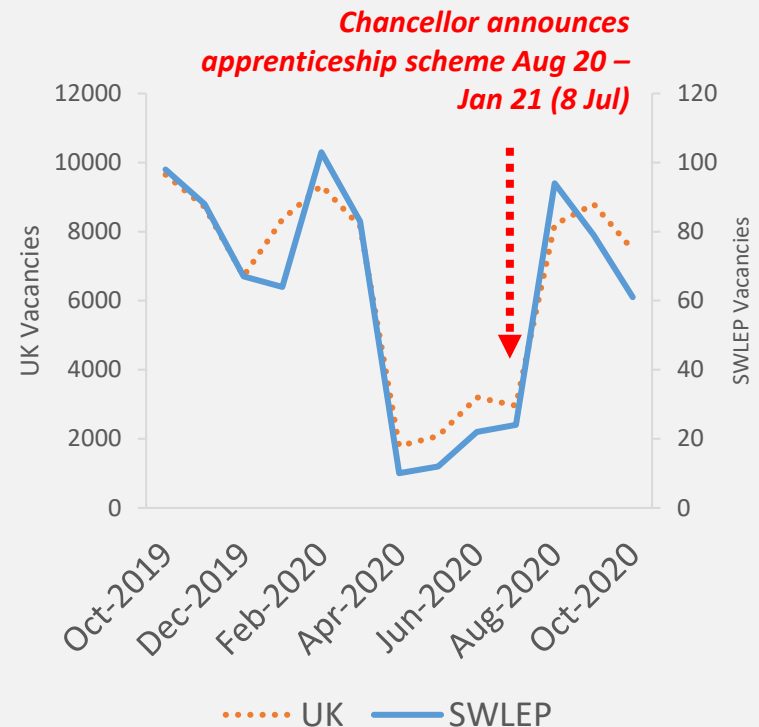


# Job postings continued to grow in Oct, but apprenticeships falling since Aug peak...

SWLEP vs. UK Job Postings, Oct 2019 - Oct 2020

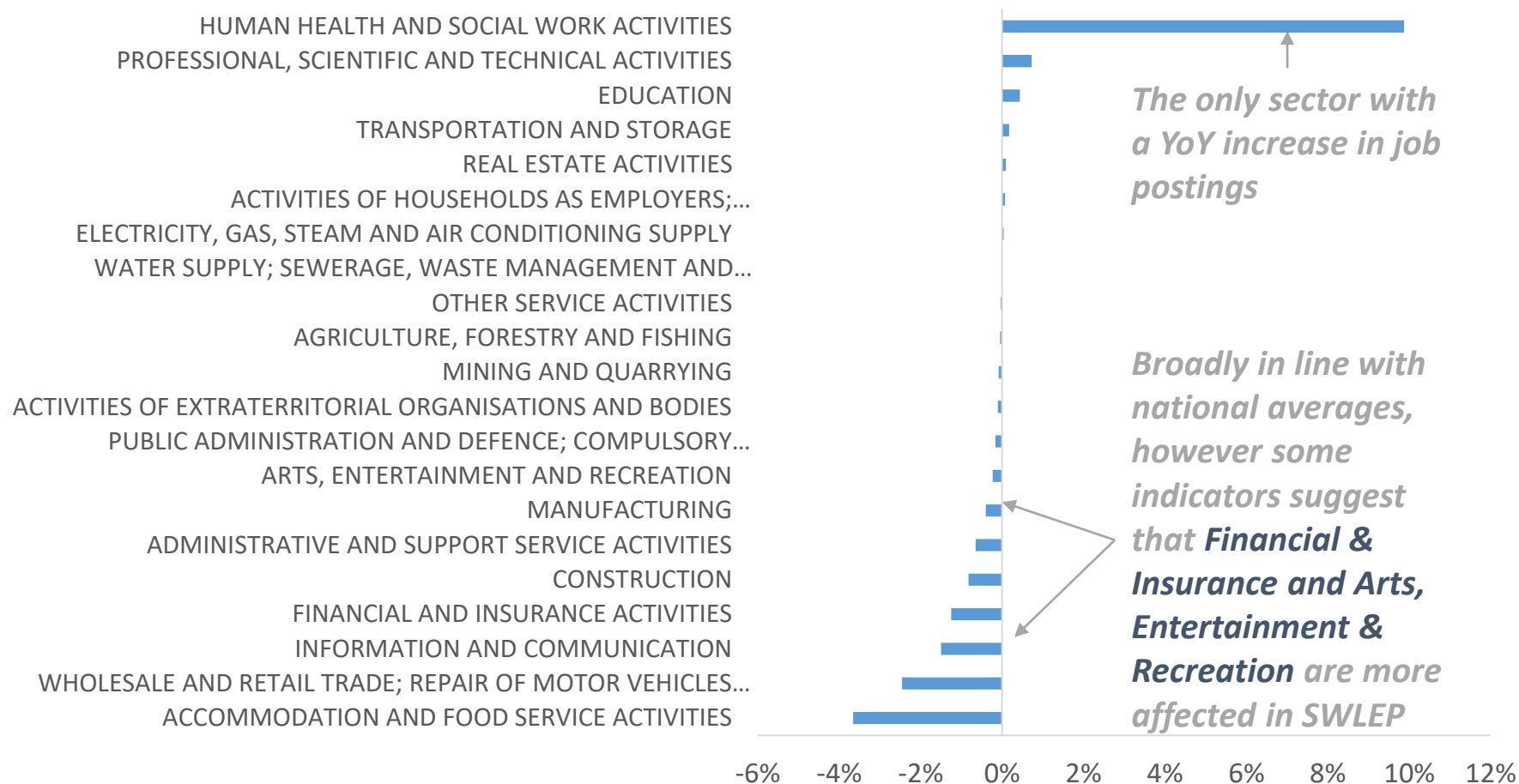


SWLEP vs. UK Apprenticeship Postings, Oct 2019 - Oct 2020



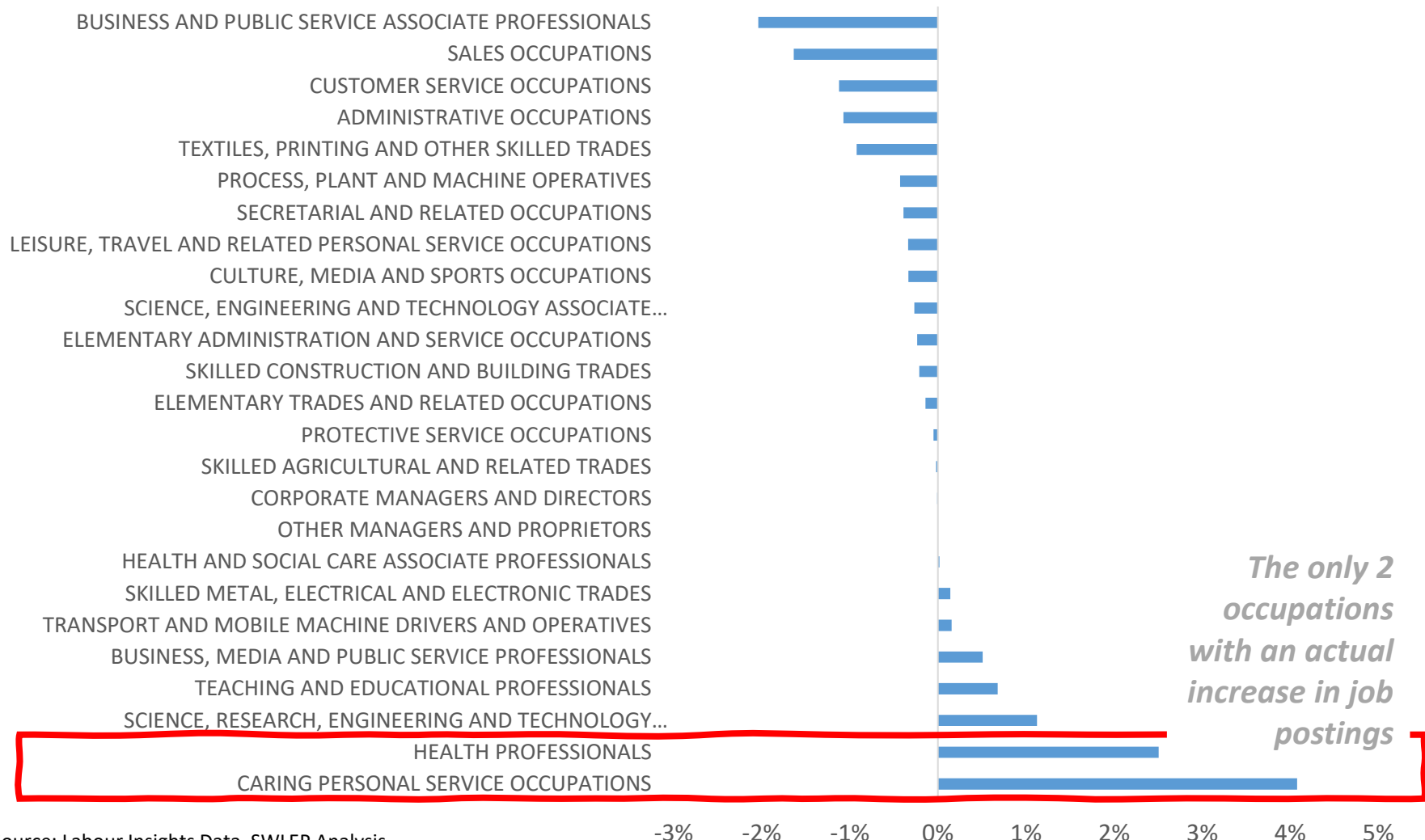
# However, vacancies for most industries remain depressed...

SWLEP Job Postings by Industry (% Total) Apr-Oct 2020 vs. Apr-Oct 2019



# ...and for most occupations...

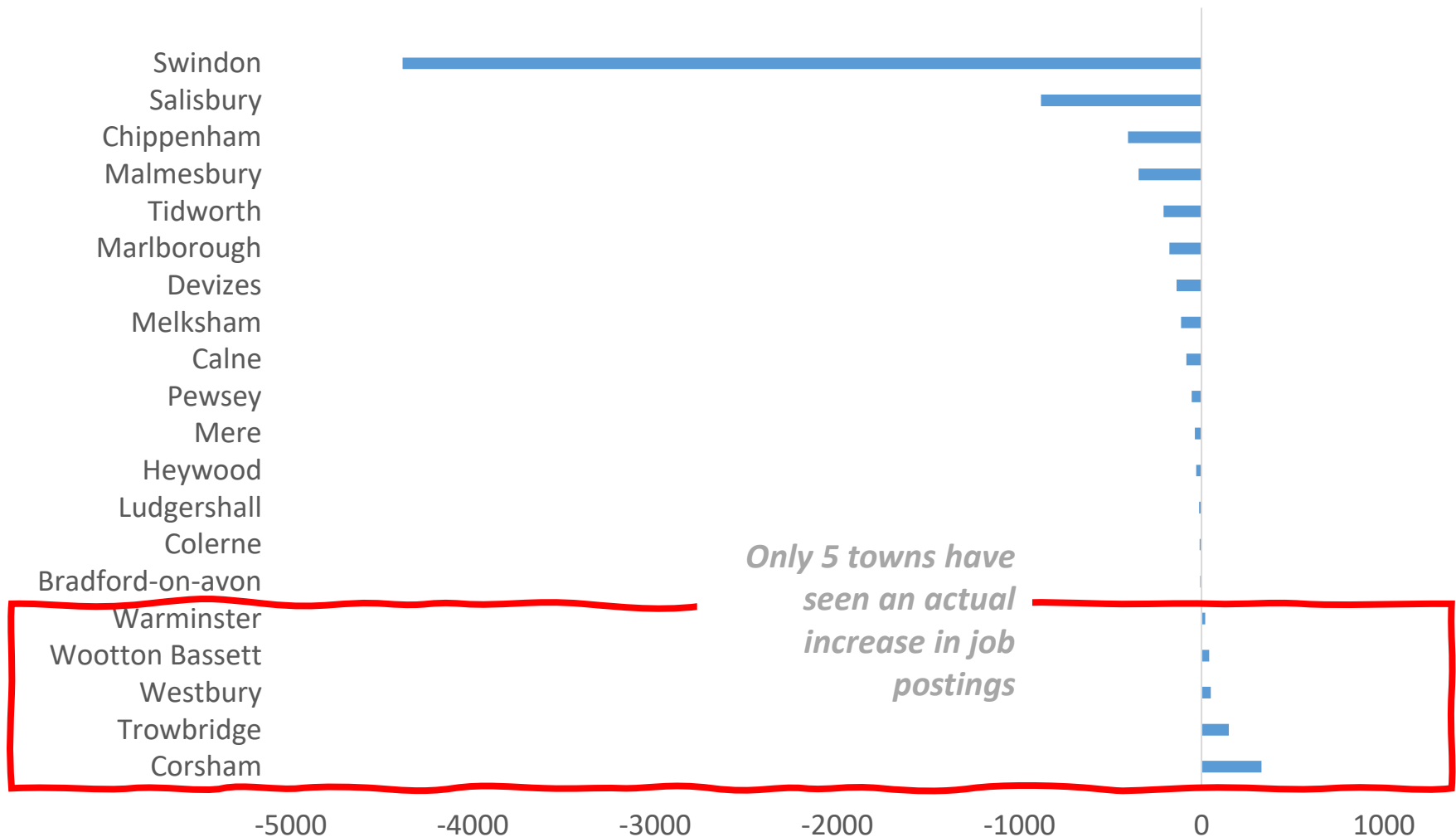
SWLEP Job Postings by Occupation (% Total), Apr-Oct 2020 vs. Apr-Oct 2019





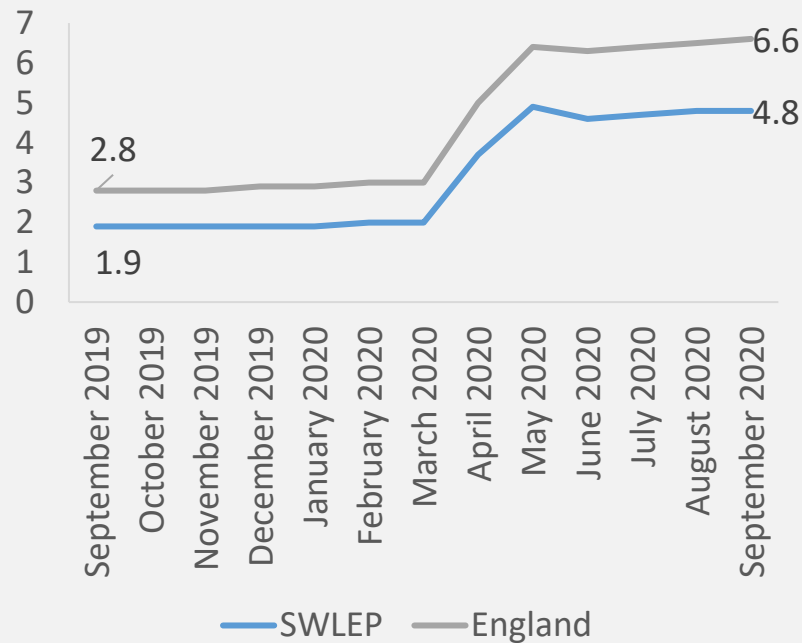
...across most locations...

Job Postings by Town, April - October 2020 vs. 2019

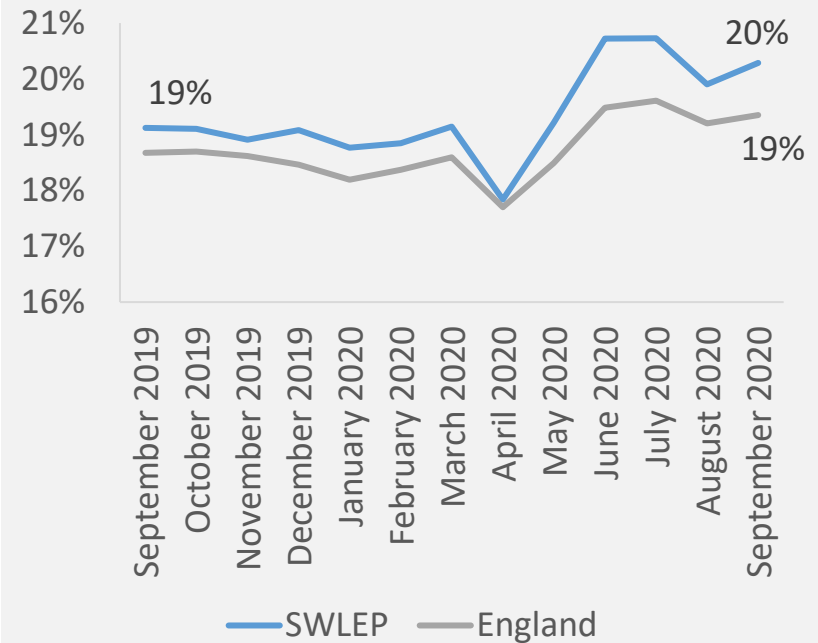


...and SWLEP still has more 18-24-year-old claimants than England overall

SWLEP vs. England Claimants (% Residents aged 16-64), Sep 2019 - Sep 2020

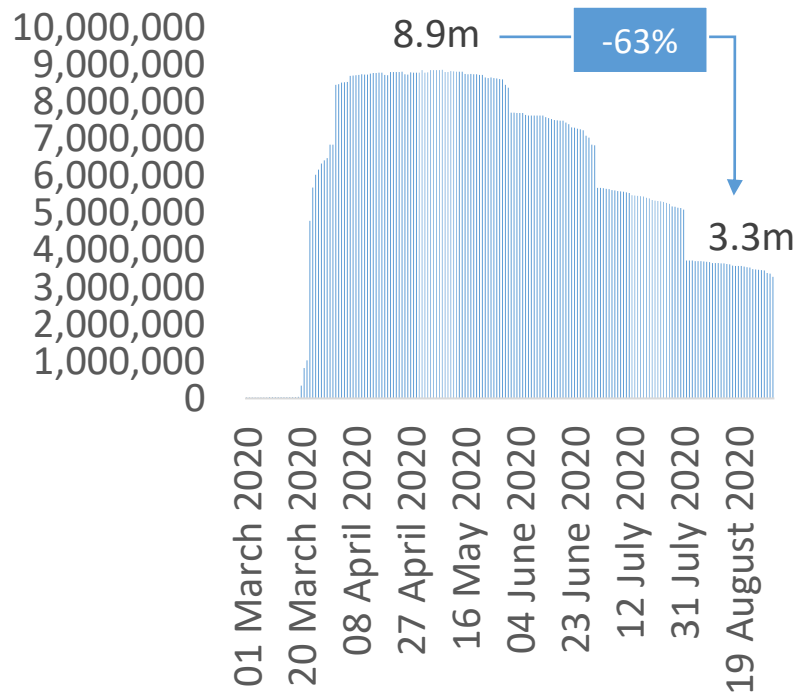


SWLEP vs. England 18-24-Year-Old Claimants (% Total), Sep 2019 - Sep 2020



# Number of furloughed continued to decline through August

UK Number of Employments  
Furloughed per Day



CJRS

- Take up of furlough as of 31 Aug was below the national average (10%) at 8% for Swindon and 9% for Wiltshire
- Significantly lower than in Jun when Swindon and England had 30% and Wiltshire 28% take-up

SEISS

- Claims for the second grant of SEISS to 30 September 2020 reached nearly 22k claims across Swindon and Wiltshire adding up to £59m
- 68% of self-employed in Swindon and 60% in Wiltshire claiming support (67% England average)



# How can we use and have been using this information...

- **Employers**

- Working with providers to develop course content for the skills in demand
- Providing work placements and offering apprenticeships
- Using intelligence to inform recruitment



- **Providers**

- Curriculum planning based on labour market needs
- Involving employers at that early stage
- Influencing content of funding bids, linking them to identified priorities
- Greater cross-college alignment to fill gaps in provision in the local area

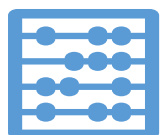


# Recap



## *SWLEP job & apprenticeship postings*

- After c. 50% drop in Mar, job postings continued to recover – Oct'20 slightly above Oct 2019; but **apprenticeships** growth slowed in Sep and Oct after a strong Aug



## *Claimant figures*

- SWLEP remains better than England overall, but **worse for 16-24-year olds**



## *HR1 data*

- SWLEP reporting above-average levels of **Financial & Insurance redundancies and Arts, Entertainment & Recreation**



## *Coronavirus Job Retention Scheme (CJRS) and Self-Employment Income Support Scheme (SEISS), as at 31 Aug 2020*

- Take up of **furlough** below the national average (10%) at 8% for Swindon and 9% for Wiltshire
- For **self employed**, Swindon's take-up rate (70%) slightly above the national average (67%) and Wiltshire's below (61%)

## *Fact-based decision making*

- Using LMI in our decision making, as an important driver of our actions