

# Financial Health and Growth Potential of Businesses in Swindon and Wiltshire July 2023



# Swindon Data

Financial Health (Red Flag Alert)

## Red Flag Data

## Financial health of businesses in Swindon

	4.5.23	30.6.23
Silver	4125	1680
Bronze	3770	3451
Amber	2562	
One Red Flag	1501	889
Gold	1364	839
Not Trading	1172	1194
Strike Off	1104	1117
Insolvent	1177	269
Two Red Flags		79
Three Red Flags		23

## Popular Industries

Businesses continuing to trade in Swindon

4 May: 15,701

30 June: 15,506

	4.5.23	30.6.23		4.5.23	30.6.23
Professional, Scientific, and Technical activities	1897	1880	Transportation and storage	869	840
Wholesale and retail trade, repair of motor vehicles and motorcycles	2049	2009	Education	465	460
Construction	1802	1761	Agriculture forestry, and fishing	116	115
Administrative and support service activities	1347	1319	Financial and Insurance activities	362	361
Information and communication	1278	1249	Activities of households as employers: undifferentiated goods and services	275	290
Real estate activities	885	874	Water supply; Sewerage, Waste management, and remediation activities	80	77
Other service activities	994	978	Public administration and defence; compulsory social security	43	44
Manufacturing	826	814	Electricity, gas, steam and air conditioning supply	57	55
Accommodation and food service activities	873	864	Mining and quarrying	10	10
Human health and social work activities	1051	1058			
Arts, entertainment, and recreation	452	448			



**Swindon & Wiltshire**

LOCAL ENTERPRISE PARTNERSHIP

# Wiltshire Data

Financial Health (Red Flag Alert)  
Growth Potential

## Red Flag Data

## Financial health of businesses in Wiltshire

	4.5.23	30.6.23
Silver	16674	6628
Bronze	13786	12348
Amber	7447	
One Red Flag	5685	3137
Gold	5203	3089
Not Trading	4801	4851
Strike Off	2752	2738
Insolvent	1177	1154
Two Red Flags	0	260
Three Red Flags	0	74

## Popular Industries

Businesses  
continuing to trade  
in Wiltshire

4 May: 57,929

30 June: 57,124

	4.5.23	30.6.23
Professional, Scientific, and Technical activities	7680	7585
Wholesale and retail trade, repair of motor vehicles and motorcycles	7441	7345
Construction	6095	5998
Administrative and support service activities	4838	4750
Information and communication	4190	4126
Real estate activities	3623	3598
Other service activities	3588	3557
Manufacturing	3512	3466
Accommodation and food service activities	3150	3074
Human health and social work activities	2939	2920
Arts, entertainment, and recreation	1991	1981
Transportation and storage	1901	1794
Education	1853	1838
Agriculture forestry, and fishing	1542	1526
Financial and Insurance activities	1450	1440
Activities of households as employers: undifferentiated goods and services	1448	1444
Water supply; Sewerage, Waste management, and remediation activities	270	266
Public administration and defence; compulsory social security	175	177
Electricity, gas, steam and air conditioning supply	174	171
Mining and quarrying	62	60
Activities of extraterritorial organisations and bodies	7	8



**Swindon & Wiltshire**

LOCAL ENTERPRISE PARTNERSHIP

# Example data

## Salisbury Financial Health and Growth Potential by Sector



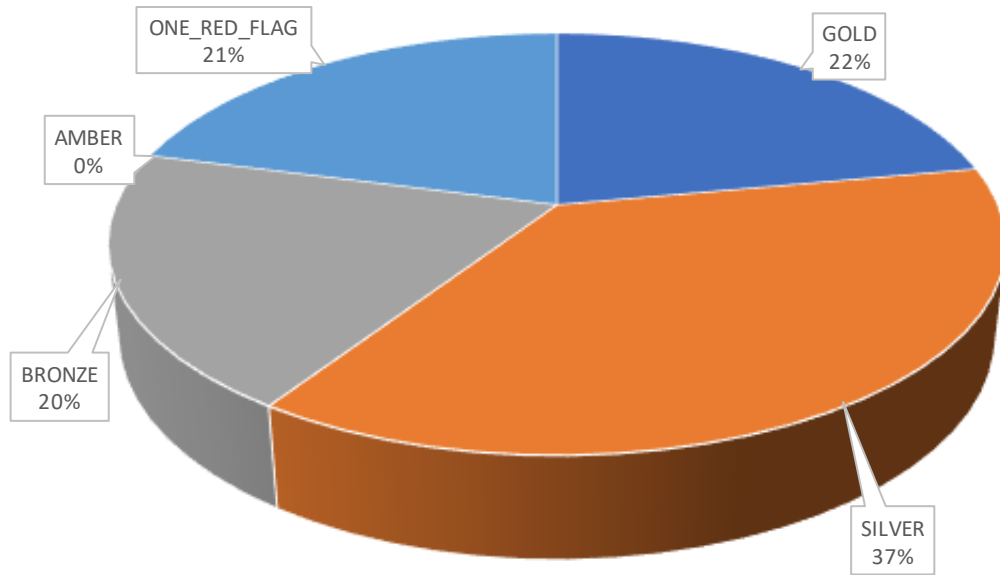
## Financial Health

## Growth Potential

		Very Unlikely	Unlikely	Likely	Very Likely
Amber	51	16	25	3	7
Bronze	172	60	51	24	37
Silver	284	104	78	22	80
Gold	99	46	20	13	20
One Red Flag	131	71	32	14	14
Two Red Flags	0	0	0	0	0
Three Red Flags	0	0	0	0	0

## Financial Health

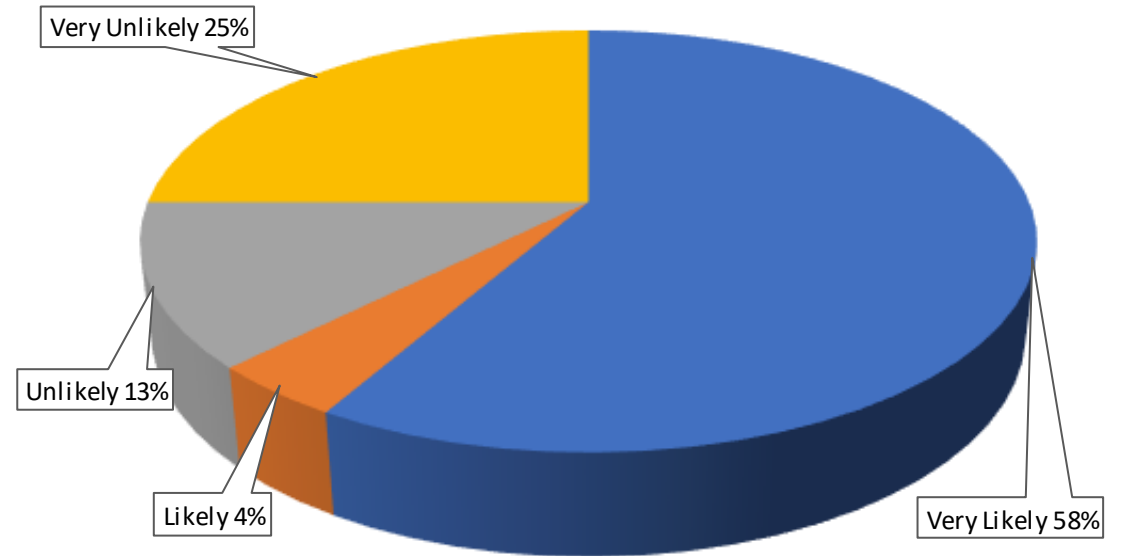
### MANUFACTURING



■ GOLD ■ SILVER ■ BRONZE ■ AMBER ■ ONE\_RED\_FLAG

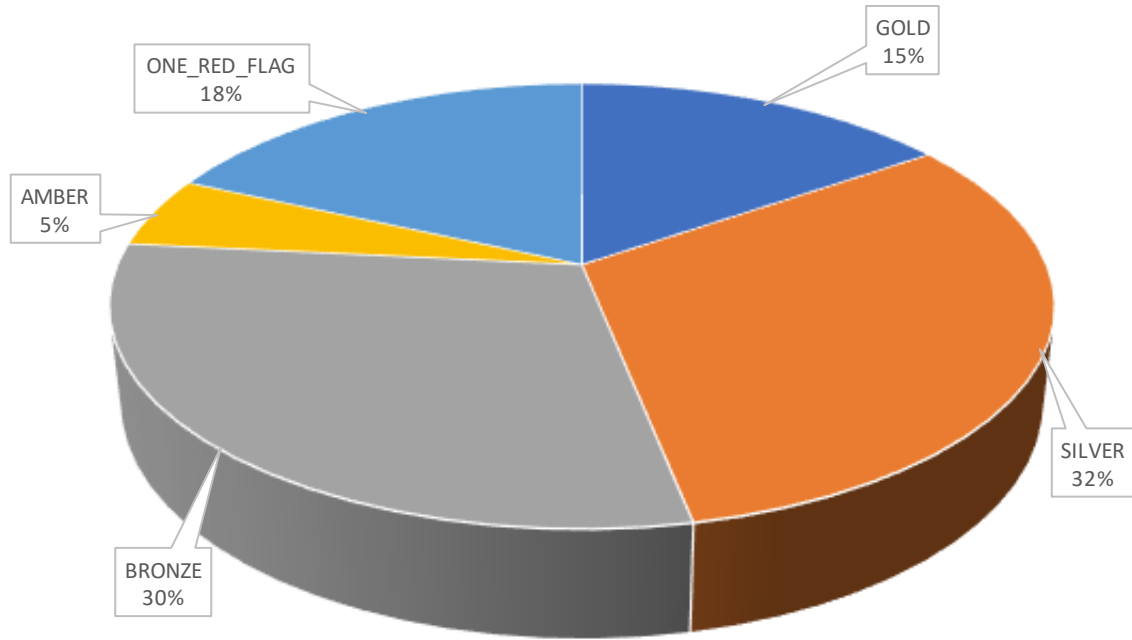
## Growth Potential

### MANUFACTURING



# Financial Health

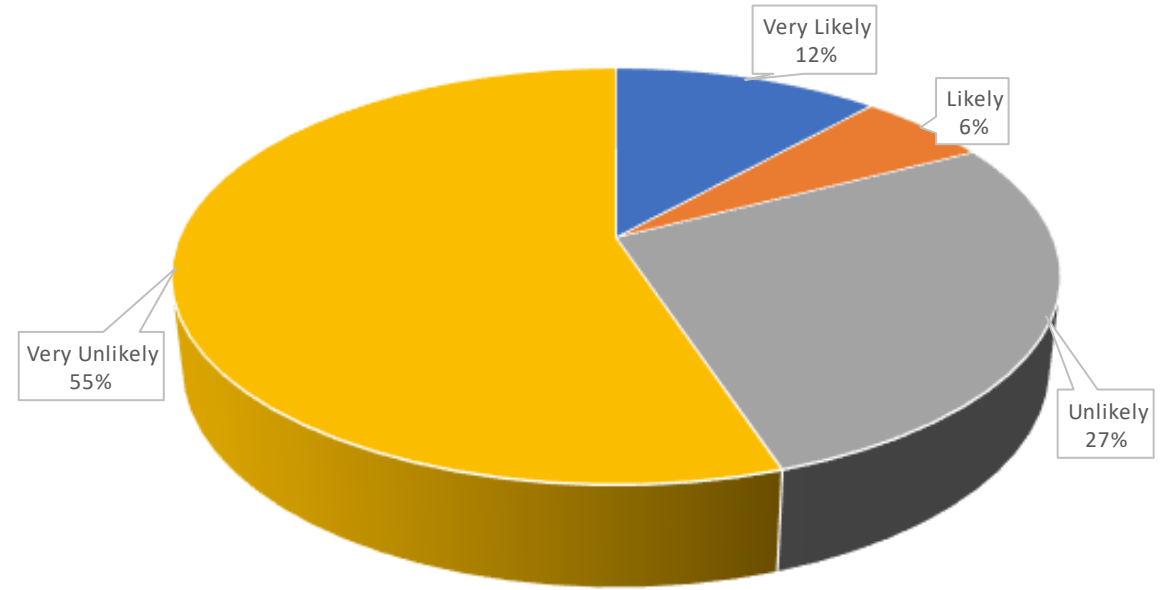
## REAL ESTATE ACTIVITIES



■ GOLD ■ SILVER ■ BRONZE ■ AMBER ■ ONE\_RED\_FLAG

# Growth Potential

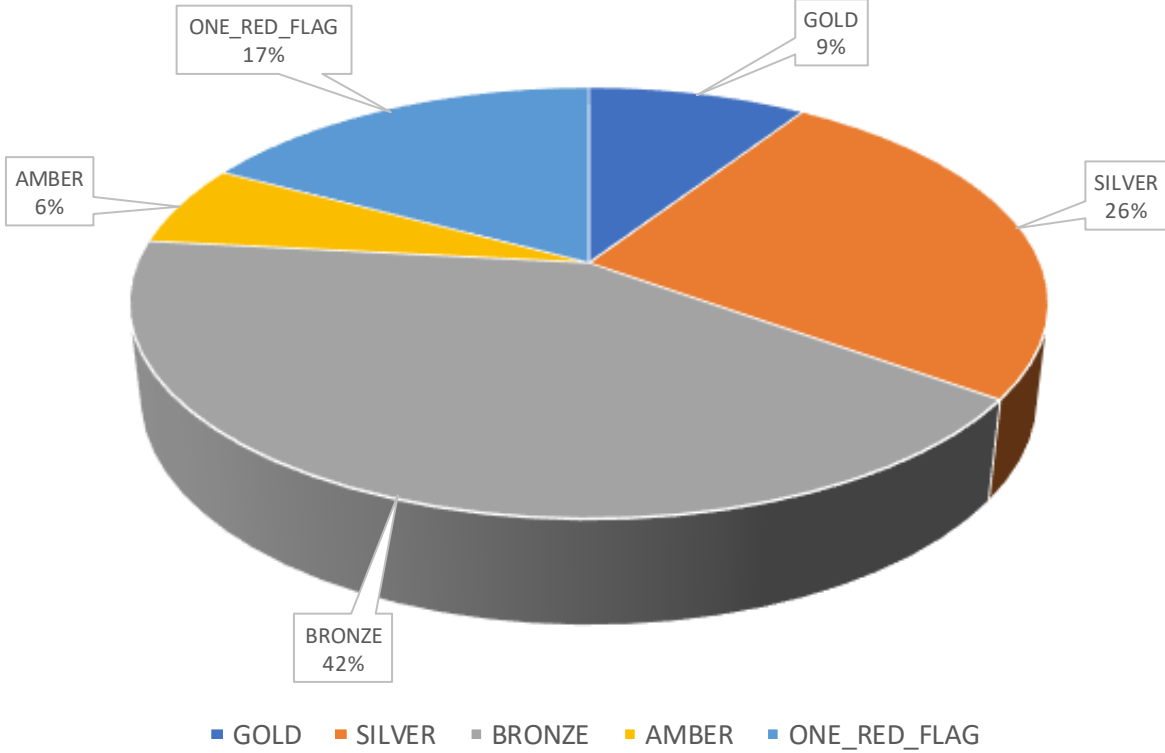
## REAL ESTATE ACTIVITIES



■ Very Likely ■ Likely ■ Unlikely ■ Very Unlikely

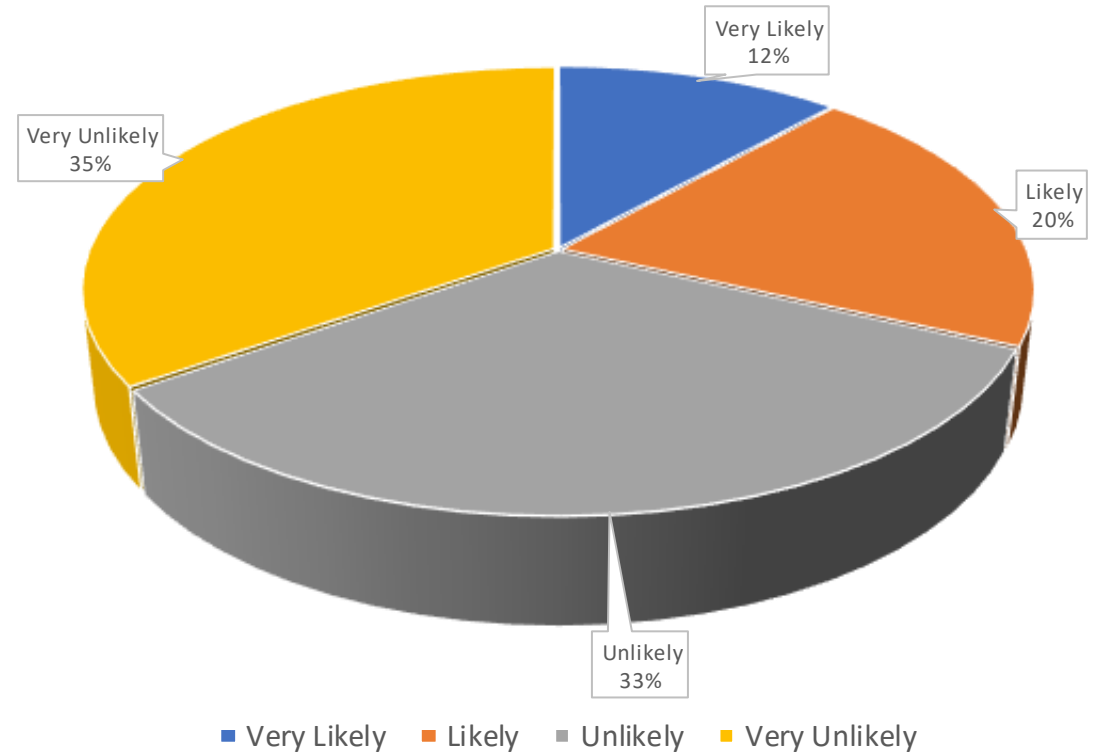
## Financial Health

### CONSTRUCTION



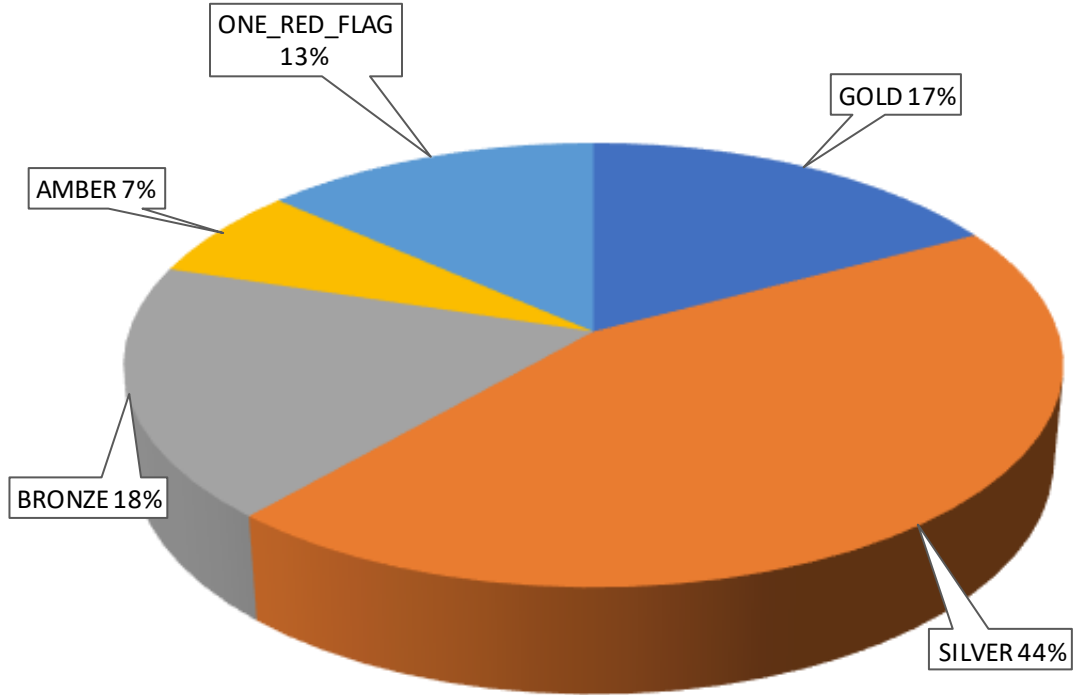
## Growth Potential

### CONSTRUCTION



# Financial Health

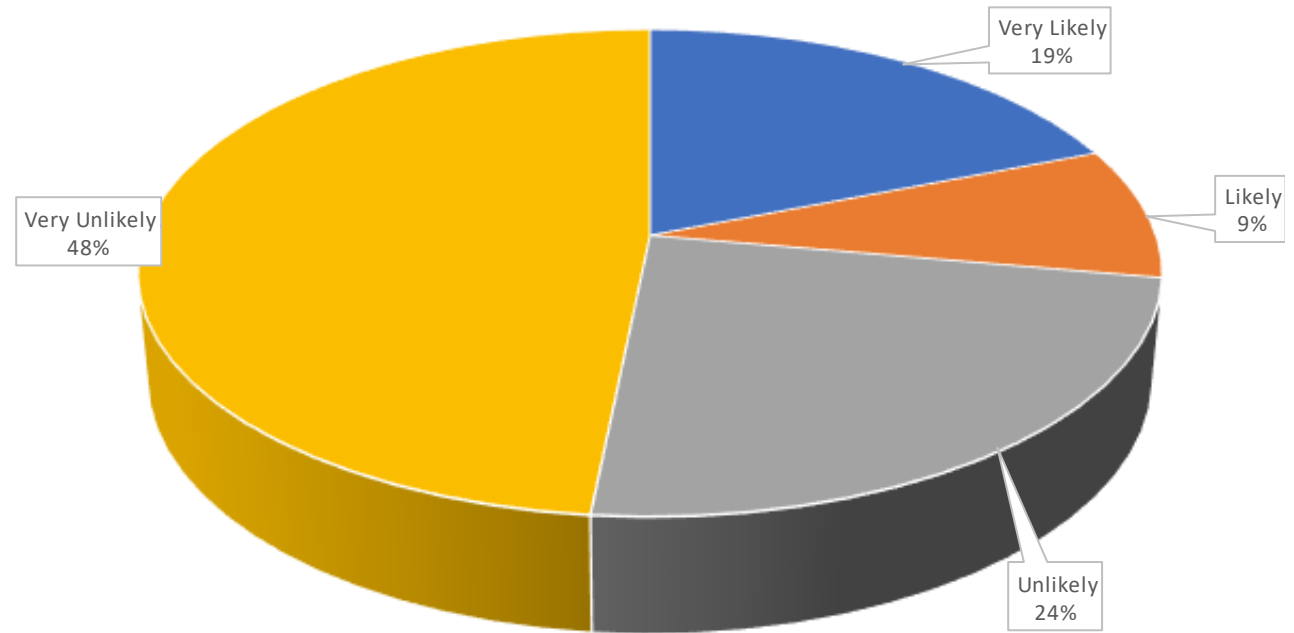
## PROFESSIONAL, SCIENTIFIC AND TECHNICAL ACTIVITIES



■ GOLD ■ SILVER ■ BRONZE ■ AMBER ■ ONE\_RED\_FLAG

# Growth Potential

## PROFESSIONAL, SCIENTIFIC AND TECHNICAL ACTIVITIES



■ Very Likely ■ Likely ■ Unlikely ■ Very Unlikely