





Labour Market Intelligence

SWLEP Nov 2020



Contents



Intelligence
sources



Key insights



Intelligence reports are an important part of the Swindon and Wiltshire Skills Plan

PRIORITY 1: ADDRESS SKILLS SUPPLY AND DEMAND IMBALANCE



Intelligence

- Improve use of skills and labour market intelligence



Apprenticeships

- Achieve a step change in take-up and achievement of apprenticeships



Higher Education

- Meet the demand for high skill jobs, in particular those requiring STEM skills

PRIORITY 2: ENSURE INCLUSIVE GROWTH



Aspirations & Employability

- Raise aspirations and improve employability of under-represented groups




Employee Health

- Promote programmes to improve physical and mental health of employees



Intelligence reports piece together and corroborate information from several datasets



Online Job & Apprenticeship Postings

Unemployment Data


Claimant Counts

Job Retention (CJRS) & Self-Employment Support (SEISS)

HR1 Data



Contents



Intelligence
sources

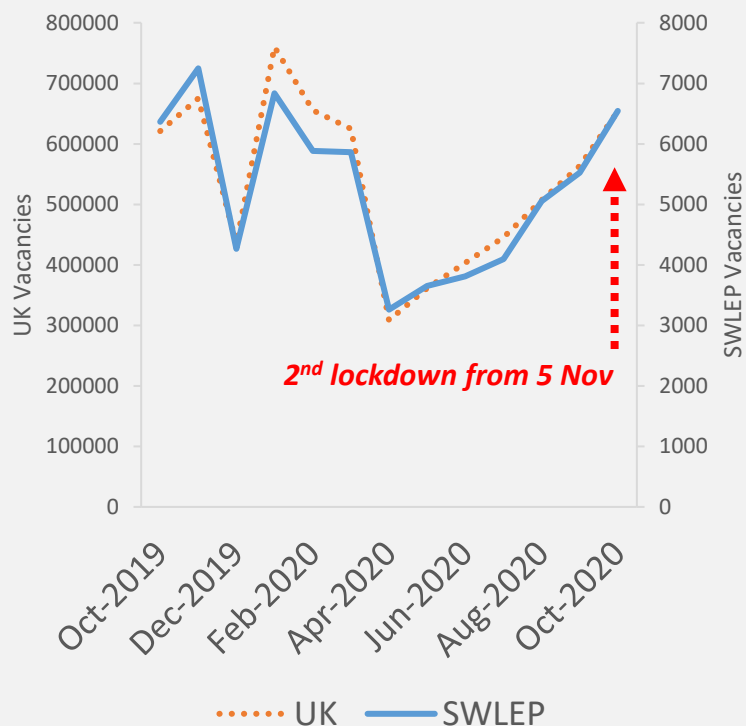


Key insights

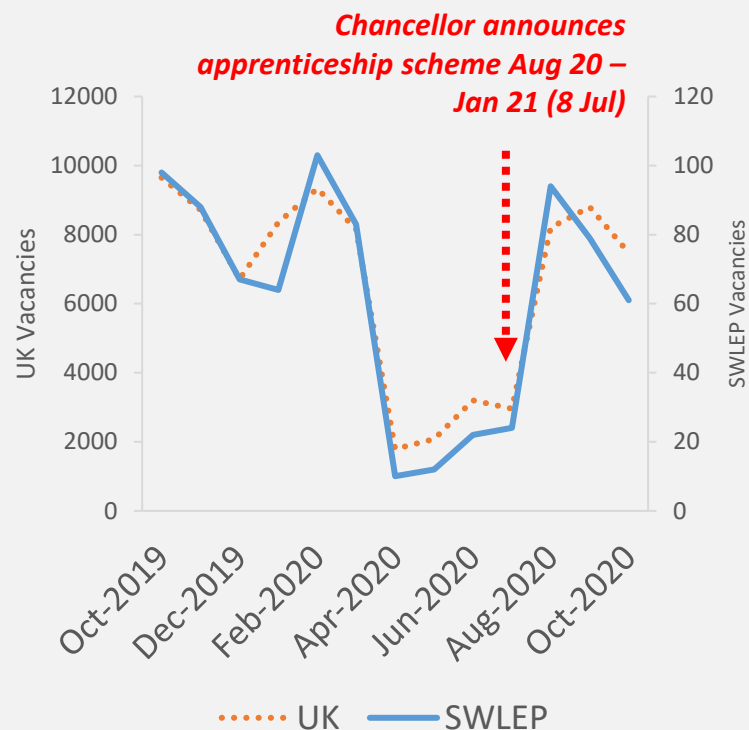


Job postings continued to grow in Oct, but apprenticeships falling since Aug peak...

SWLEP vs. UK Job Postings, Oct 2019 - Oct 2020

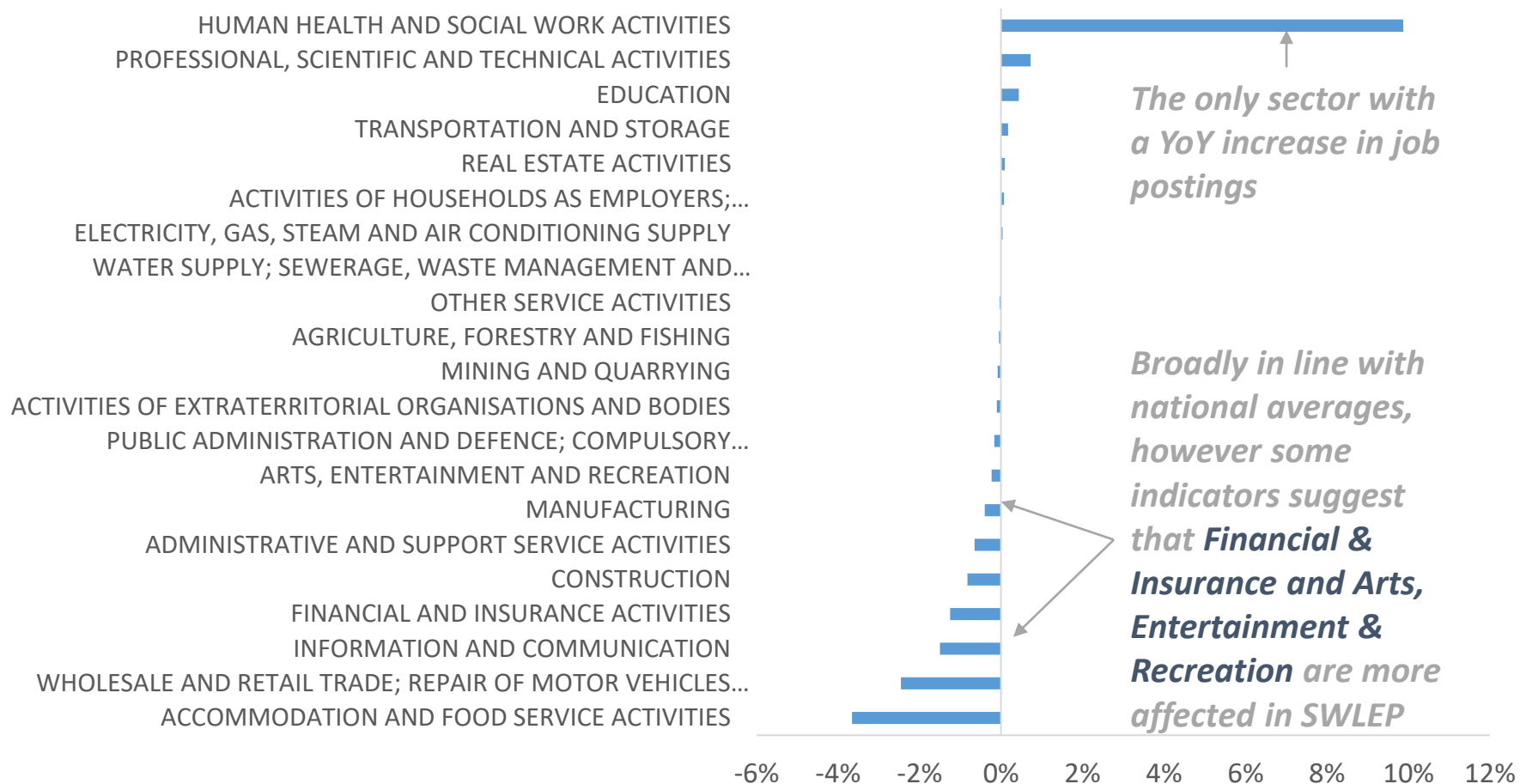


SWLEP vs. UK Apprenticeship Postings, Oct 2019 - Oct 2020



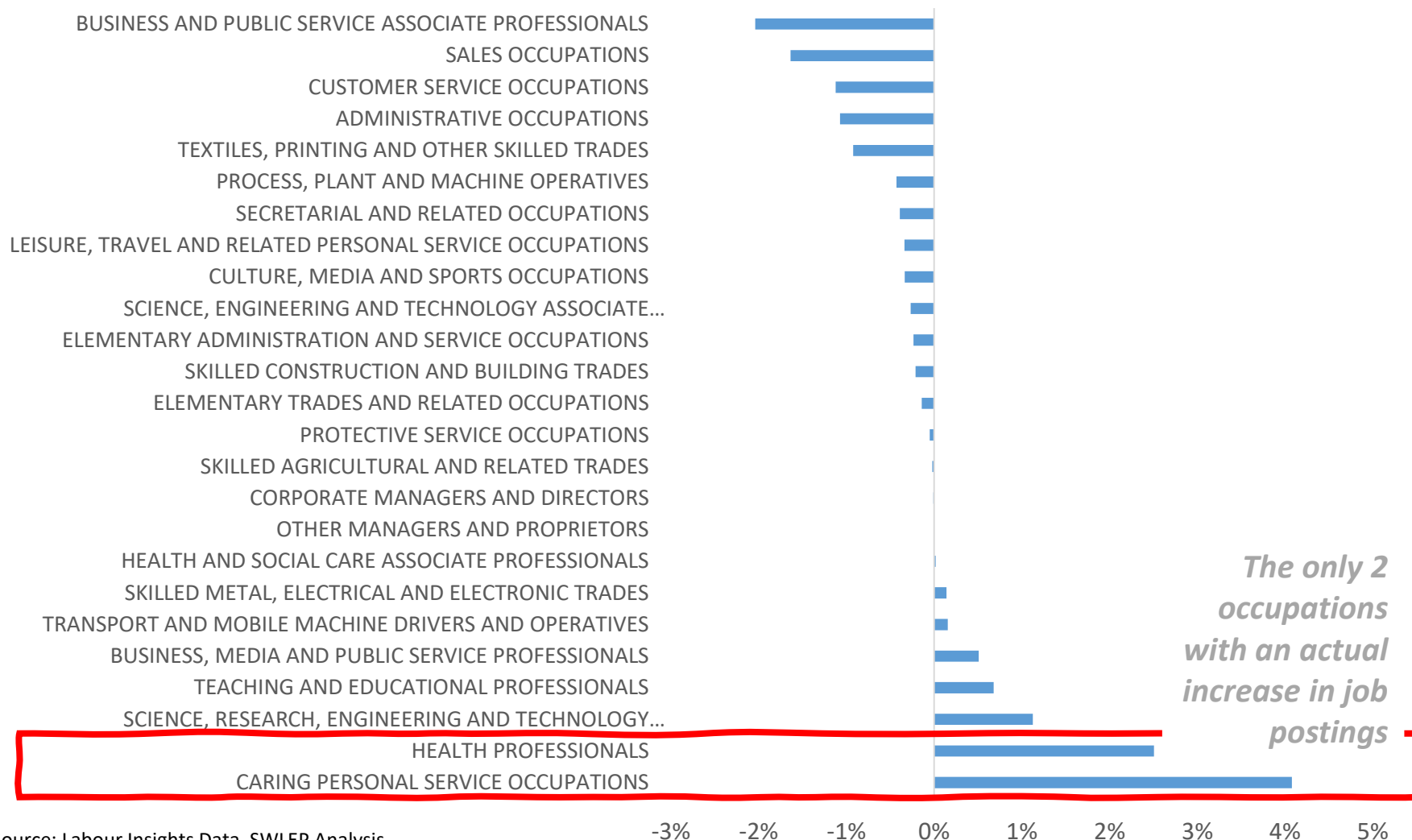
However, vacancies for most industries remain depressed...

SWLEP Job Postings by Industry (% Total) Apr-Oct 2020 vs. Apr-Oct 2019



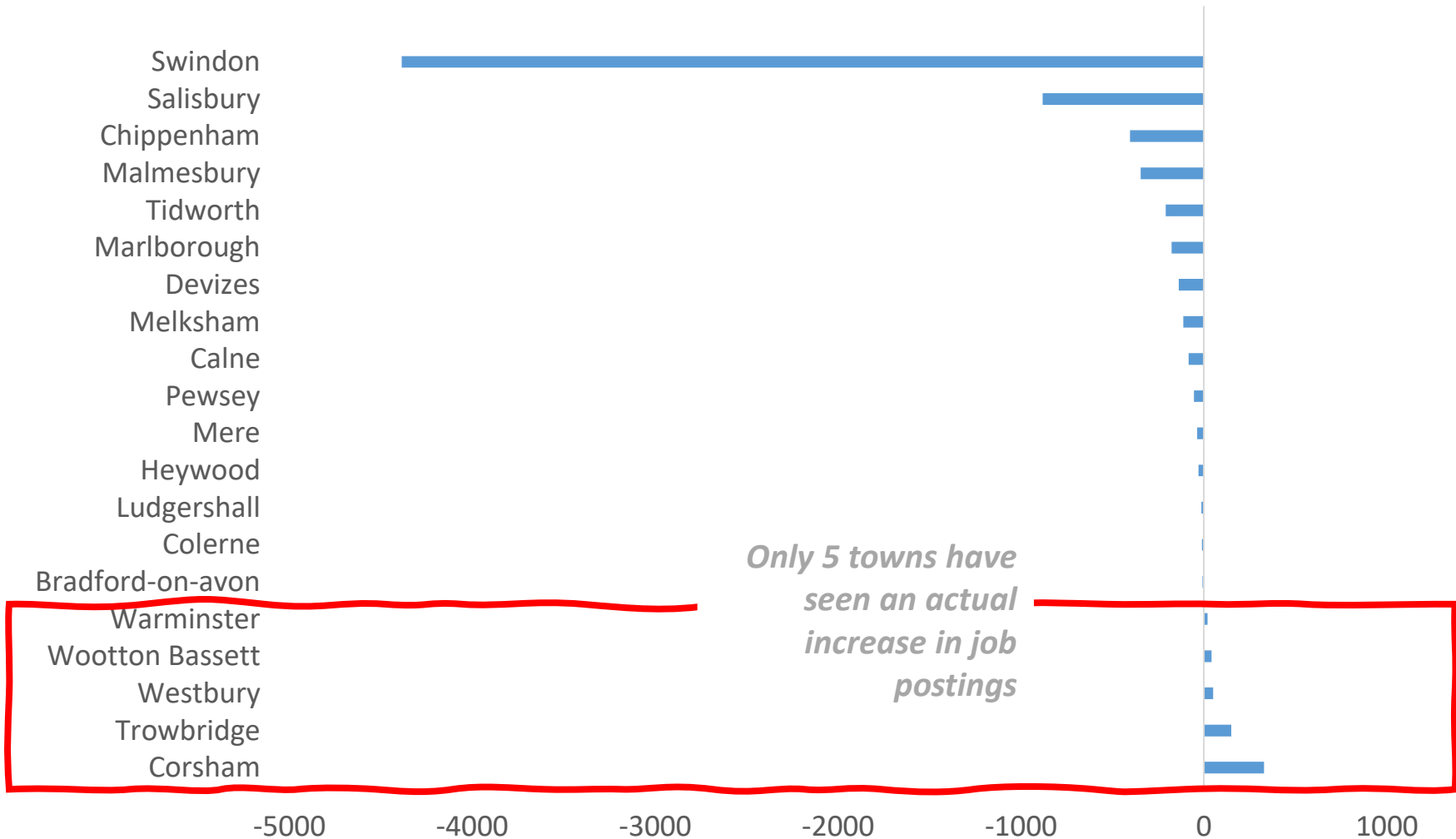
...and for most occupations...

SWLEP Job Postings by Occupation (% Total), Apr-Oct 2020 vs. Apr-Oct 2019

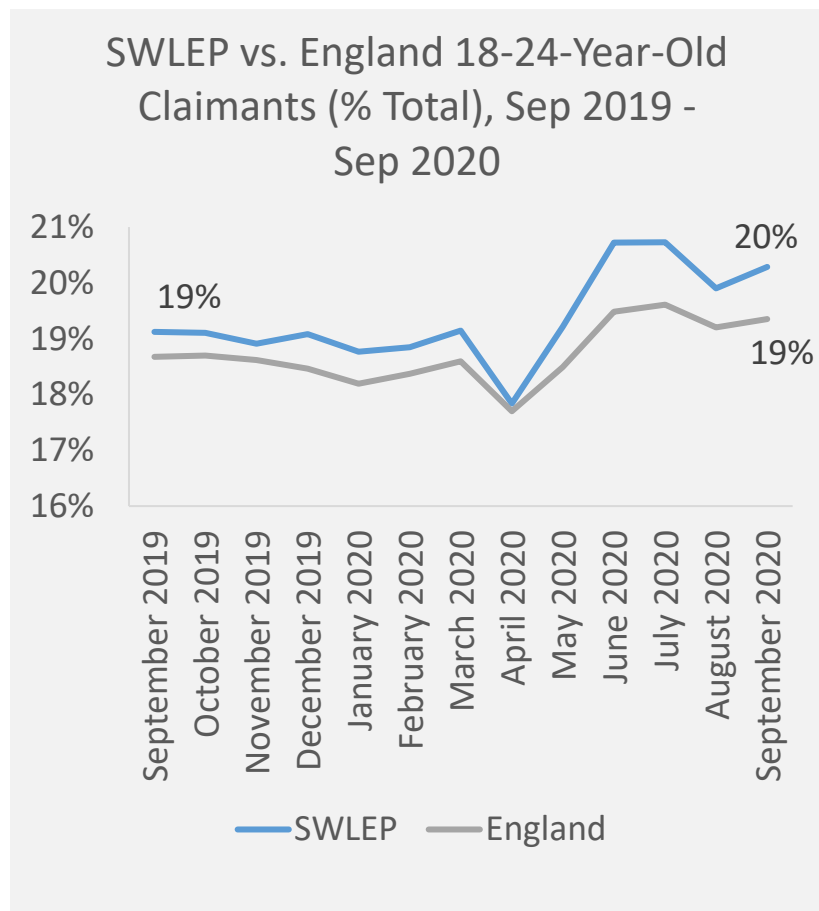
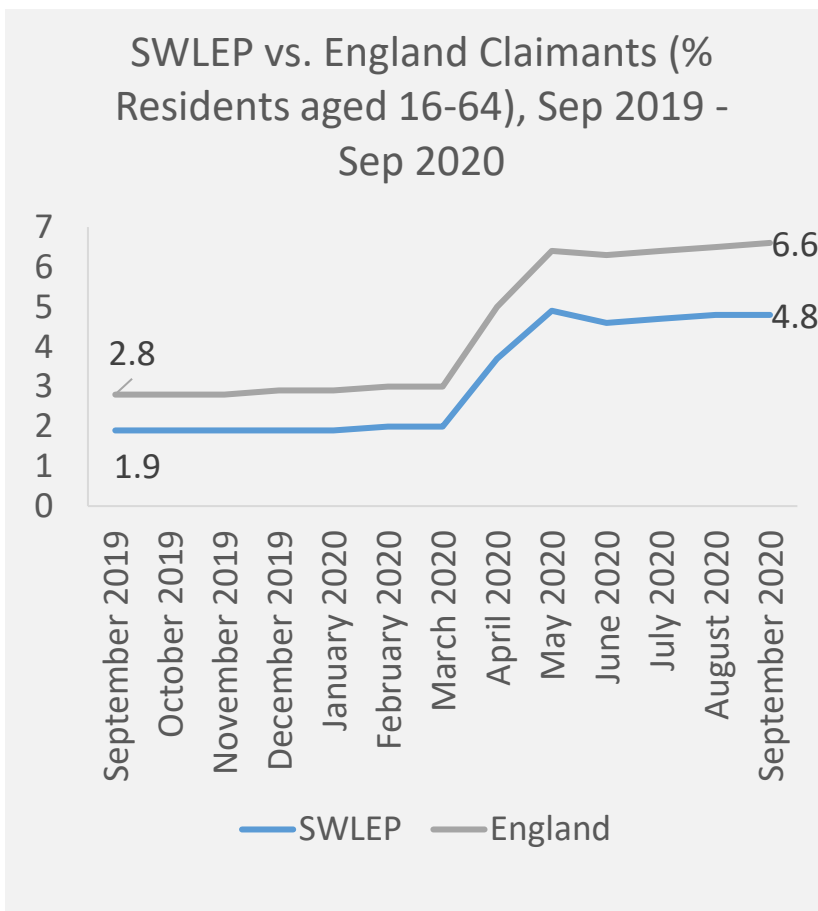


...across most locations...

Job Postings by Town, April - October 2020 vs. 2019

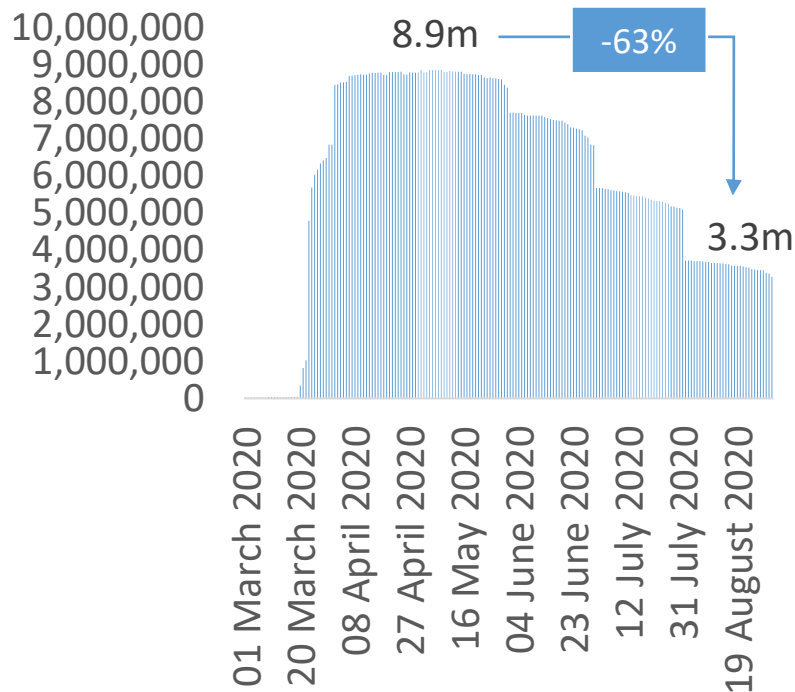


...and SWLEP still has more 18-24-year-old claimants than England overall



Number of furloughed continued to decline through August

UK Number of Employments Furloughed per Day



CJRS

- Take up of furlough as of 31 Aug was below the national average (10%) at 8% for Swindon and 9% for Wiltshire
- Significantly lower than in Jun when Swindon and England had 30% and Wiltshire 28% take-up

SEISS


- Claims for the second grant of SEISS to 30 September 2020 reached nearly 22k claims across Swindon and Wiltshire adding up to £59m
- 68% of self-employed in Swindon and 60% in Wiltshire claiming support (67% England average)



How can we use / have been using this information

- **Employers**

- Working with providers to develop course content for the skills in demand
- Providing work placements and offering apprenticeships
- Using intelligence to inform recruitment



- **Providers**

- Curriculum planning based on labour market needs
- Involving employers at that early stage
- Influencing content of funding bids, linking them to identified priorities
- Greater cross-college alignment to fill gaps in provision in the local area




Recap



SWLEP job & apprenticeship postings

- After c. 50% drop in Mar, job postings continued to recover – Oct'20 slightly above Oct 2019; but *apprenticeships* growth slowed in Sep and Oct after a strong Aug



Claimant figures

- SWLEP remains better than England overall, but *worse for 16-24-year olds*



HR1 data

- SWLEP reporting above-average levels of *Financial & Insurance redundancies and Arts, Entertainment & Recreation*



Coronavirus Job Retention Scheme (CJRS) and Self-Employment Income Support Scheme (SEISS), as at 31 Aug 2020

- Take up of *furlough* below the national average (10%) at 8% for Swindon and 9% for Wiltshire
- For *self employed*, Swindon's take-up rate (70%) slightly above the national average (67%) and Wiltshire's below (61%)

Fact-based decision making

- Using LMI in our decision making, as an important driver of our actions